

**\*+2**

**F** - ATTENTION!  
**GB** - WARNING!  
**D** - ACHTUNG!  
**NL** - WAARSCHUWING!  
**E** - ¡ADVERTENCIA!  
**P** - ATENÇÃO!  
**I** - AVVERTENZA!  
**DK** - ADVARSEL!  
**S** - VARNING!  
**FIN** - VAROITUS!  
**N** - ADVARSEL!  
**H** - FIGYELMEZTETÉS!  
**CZ** - UPOZORNĚNÍ!  
**SK** - UPOZORNENIE!



**PL** - OSTRZEŻENIE!  
**BG** - ВНИМАНИЕ!  
**RO** - AVERTISMENT!  
**GR** - ΠΡΟΕΙΔΟΠΟΙΗΣΗ!  
**SI** - OPOZORILO!  
**HRV** - UPOZORENJE!  
**TR** - UYARI!  
**UA** - УВАГА!  
**EST** - HOIATUS  
**LT** - DĖMESIO!  
**LV** - UZMANĪBU!

**ans** years  
**Jahre**  
**jaar**  
**años**  
**anos**  
**anni**  
**är**

**vuotta**  
**år**  
**év**  
**let**  
**rokov**  
**lata**  
**години**  
**ani**  
**χρόνια**

**let godina**  
**yaşından**  
**лет роки**  
**aastastele**  
**metų gadiem**  
**سنوات**

**!-AR تنبيه!**

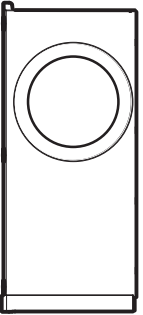
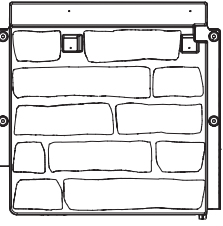
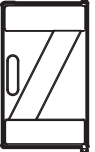
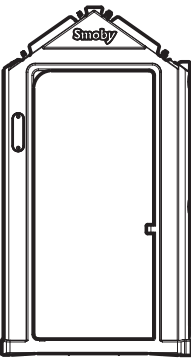

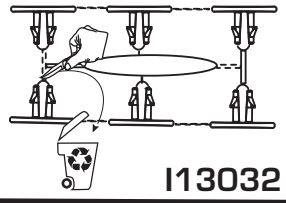
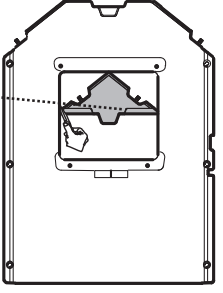
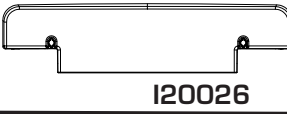


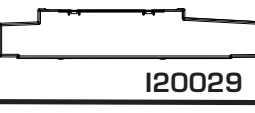


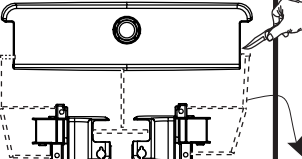


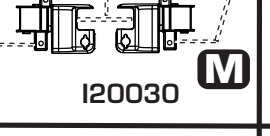




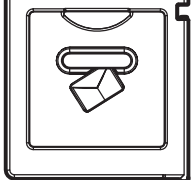

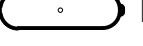
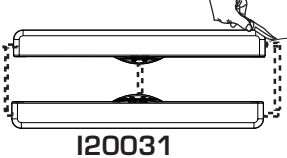


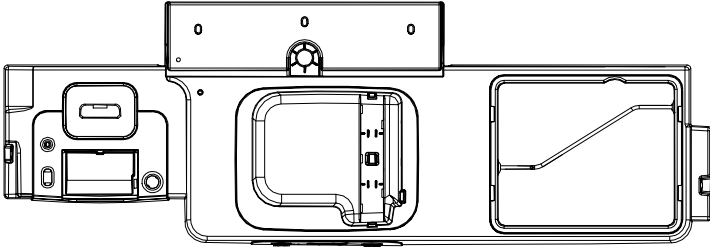

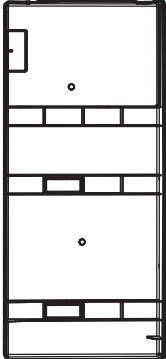

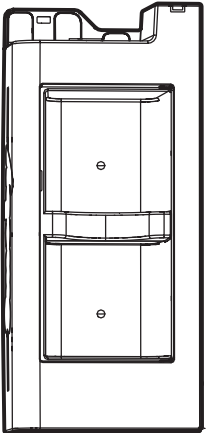

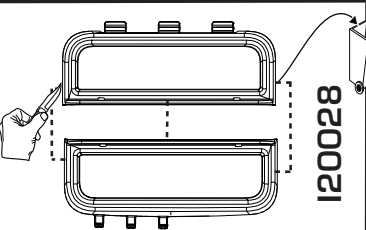

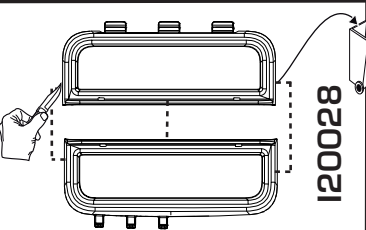

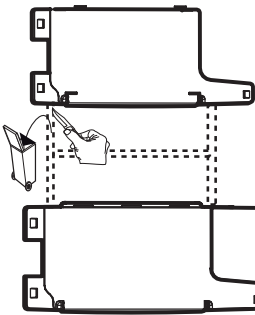

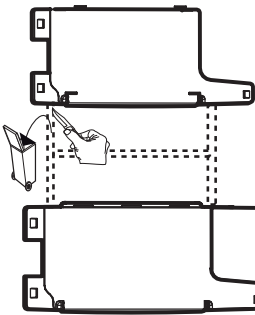

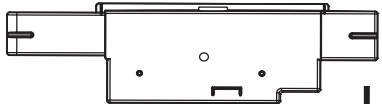
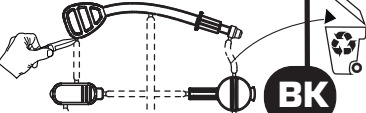
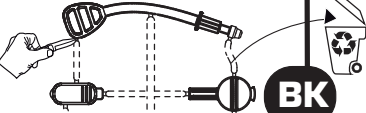

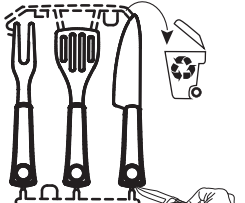

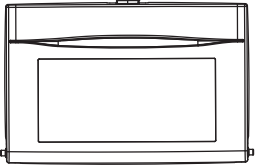
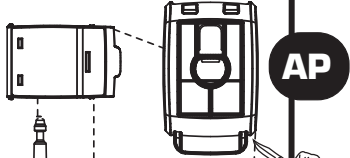
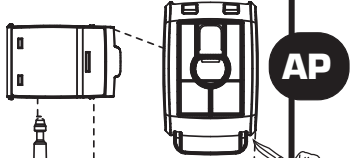
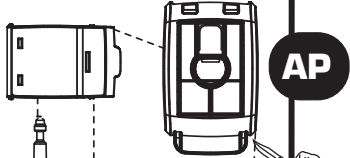
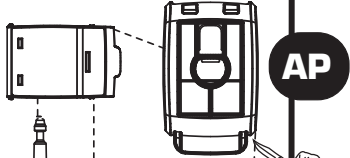
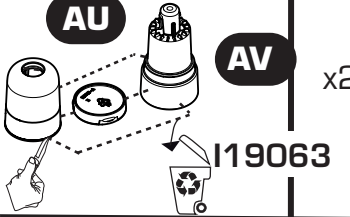
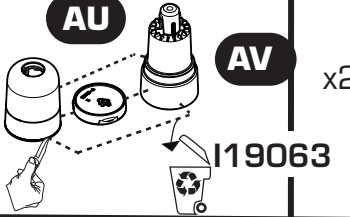
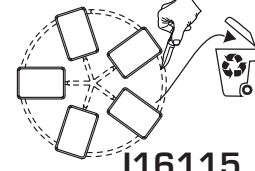
\* F - Outils non fournis  
 GB - Tools not provided.  
 D - Werkzeug nicht inbegriffen  
 NL - Gereedschap niet inbegrepen  
 E - Herramientas no incluidas  
 P - Ferramentas não fornecidas.  
 I - Utensili non forniti  
 DK - Værktøj medfølger ikke.  
 S - Værktøj ingår inte.  
 FIN - Ei sisällä työkaluja

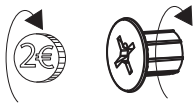
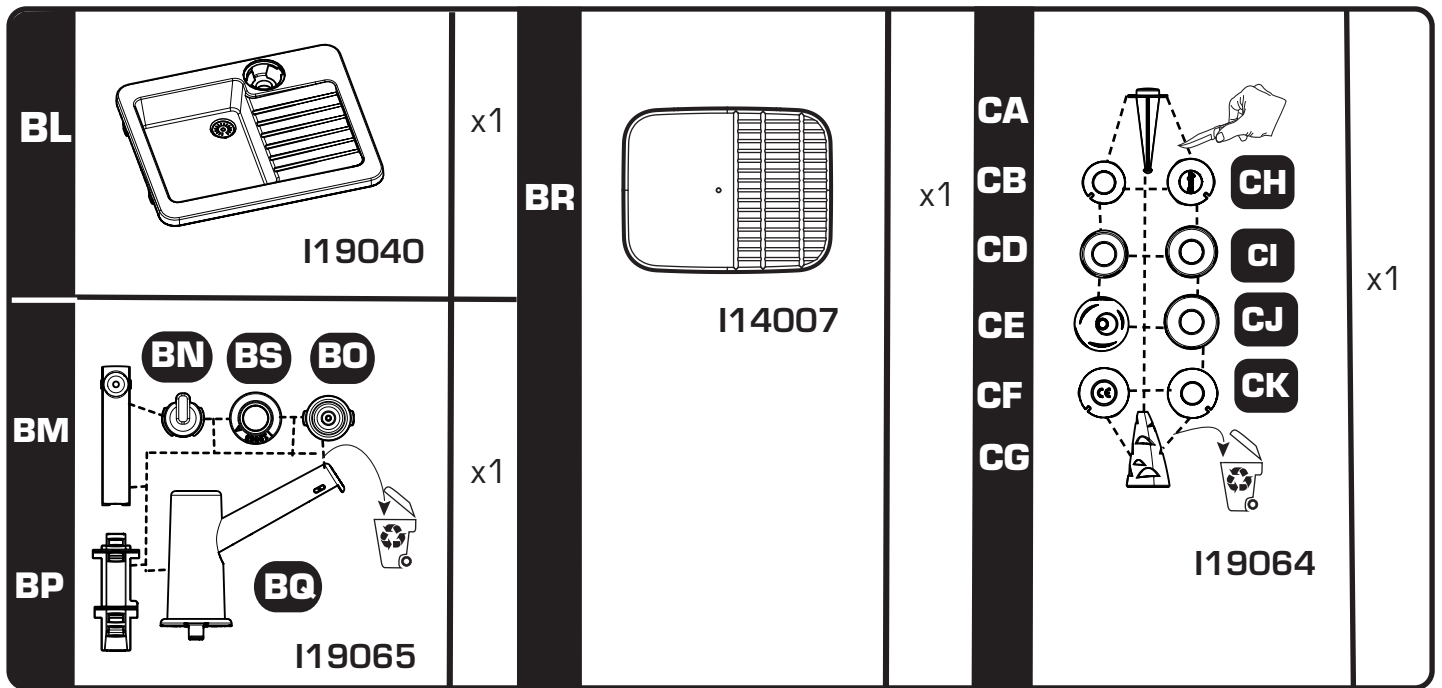
N - Verktøy følger ikke med  
 H - A szerszámok nem tartozéka a terméknek.  
 CZ - Nářadí není součástí dodávky  
 SK - Nariadenie nie je súčasťou dodávky  
 PL - Narzędzia niedostarczone w zestawie.  
 BG - Инструменти не са предоставени.  
 RO - Scule neincluse  
 GR - Τα εργαλεία δεν περιλαμβάνονται  
 SI - Orodje ni priloženo.  
 HRV - Alati se ne isporučuju

TR - Ürüne dahil değildir  
 UA - Інструменти не входять у комплект  
 EST - Tööriistu ei ole kaasas.  
 LT - Įrankių komplekte nėra  
 LV - Rīki komplektā nav ietverti.

•AR الأدوات غير مُرفقة مع المنتج.

<b>A</b>		x2	<b>F</b>		x1	<b>V</b>		S04879	x4
<b>A1</b>		x2	<b>G</b>		x1	<b>W</b>		I13032	x2
<b>B1</b>		x2	<b>H</b>		x1	<b>Y</b>		I17019	x18
<b>B</b>		x2	<b>J</b>		x1	<b>Z</b>		I17020	x12
<b>C</b>		x2	<b>K</b>		x1	<b>AA</b>		φ6x20 76A2415000414	x26
<b>D</b>		x2	<b>L</b>		x1	<b>AB</b>		φ4,5x20 76A2415000401	x28
<b>E</b>		x2	<b>M</b>		x1	<b>AC</b>		I21024	x1
			<b>N</b>		x1	<b>AC1</b>		I21026	x6
			<b>P</b>		x2				
			<b>Q</b>		x1				

AD			I20026	x1	AY		x1
AE		x1	I14120	x1	AZ		x1
AF		x1	I17049	x1	BA		x1
AG		x1	I20028	x1	BB		x1
AH		x1	I20028	x1	BC		x1
AI		x1	I14122	x1	BD		x2
AJ		x1	I14122	x1	BE		x2
AK		x1	I14131	x1	BF		x1
					BG		x1
					BH		x1
					BI		x1
					B11		x2
					BJ		x2
AL			I21074	x1	AQ		x1
AM			I21074	x1	AN		x1
AO			I21075	x1	AP		x1
AR			I21075	x1	AS		x1
AT			I19063	x2	AU		x2
AW			I16115	x1	AV		x1
AX			I14008	x1			x1



**SMOBY TOYS S.A.S.**

**Service après vente / After sales service : [www.smoby.fr](http://www.smoby.fr)**  
**95 route du Haut Jura - 39170 Lavans-lès-Saint-Claude / France.**

**Smoby**

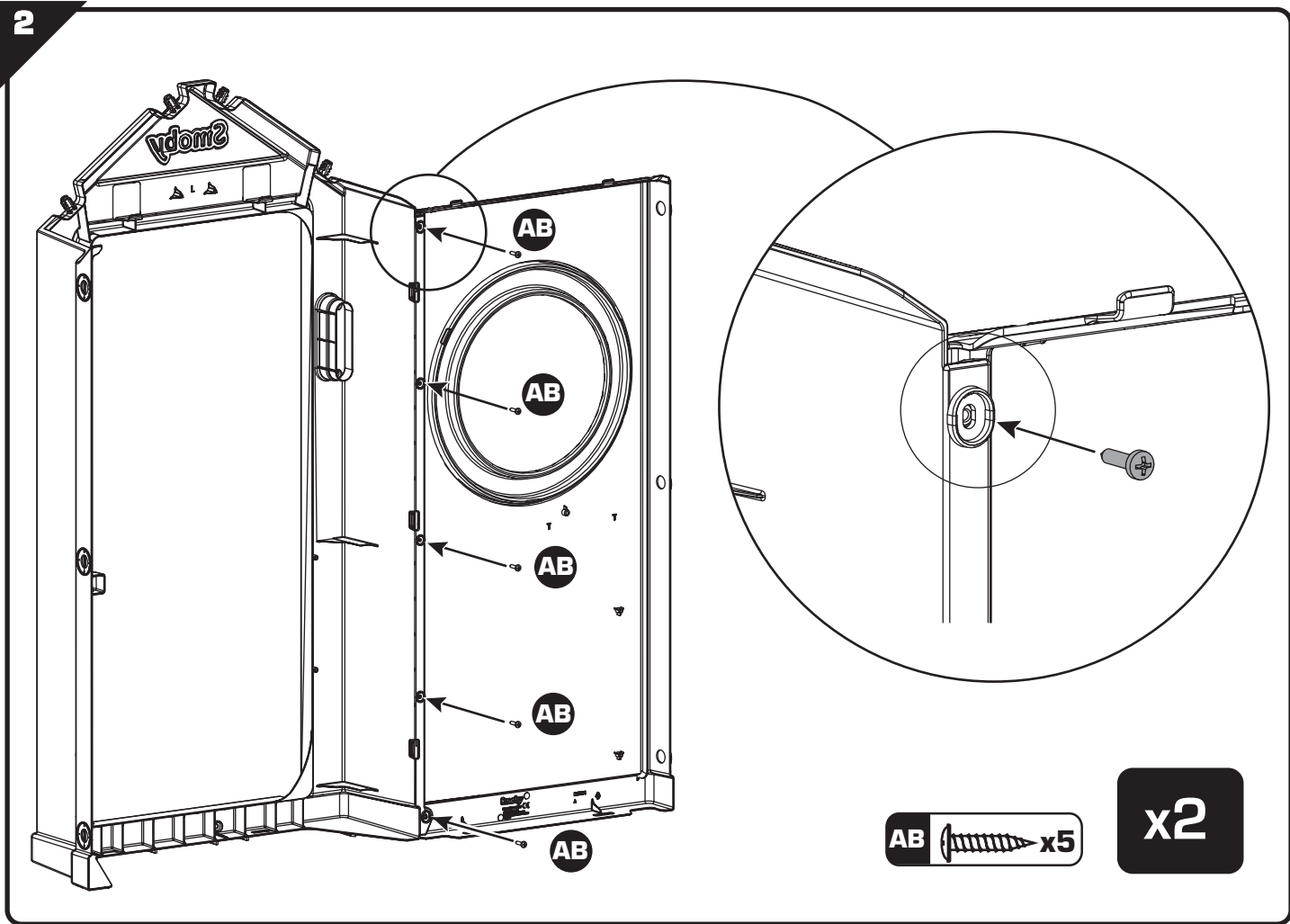
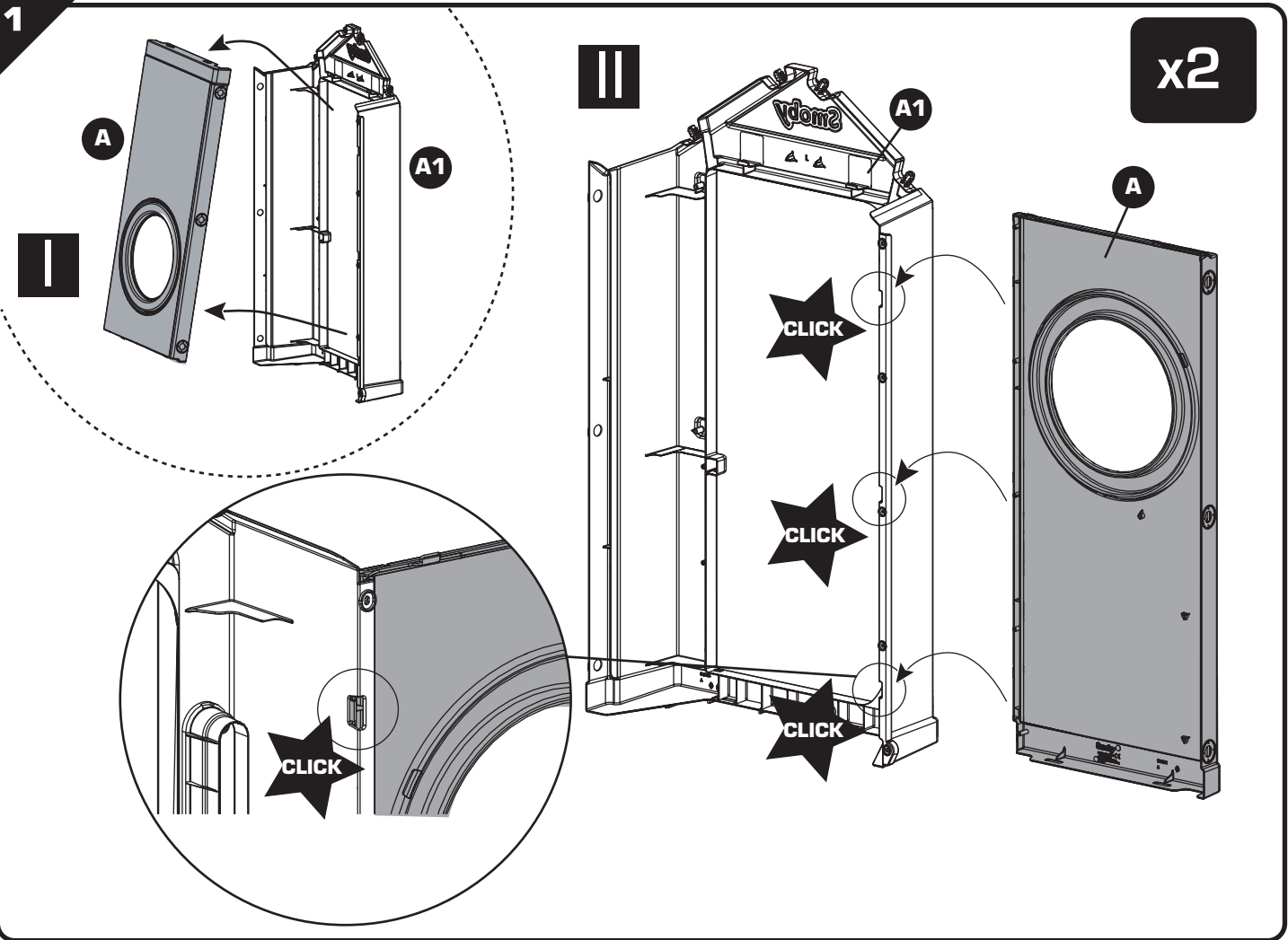
**Assistance consommateurs à nous retourner en cas de problèmes / Consumer assistance: for any problems, return this card /**  
 Verbraucher-Info: Für weitere Auskünfte, senden Sie diese Karte bitte an / Klantenservice : voor inlichtingen, deze kaart naar ons terugsturen/  
 Atención al consumidor : para cualquier información, enviar esta tarjeta. / Assistenza per il consumatore : per informazioni, rispedire la presente cartolina.

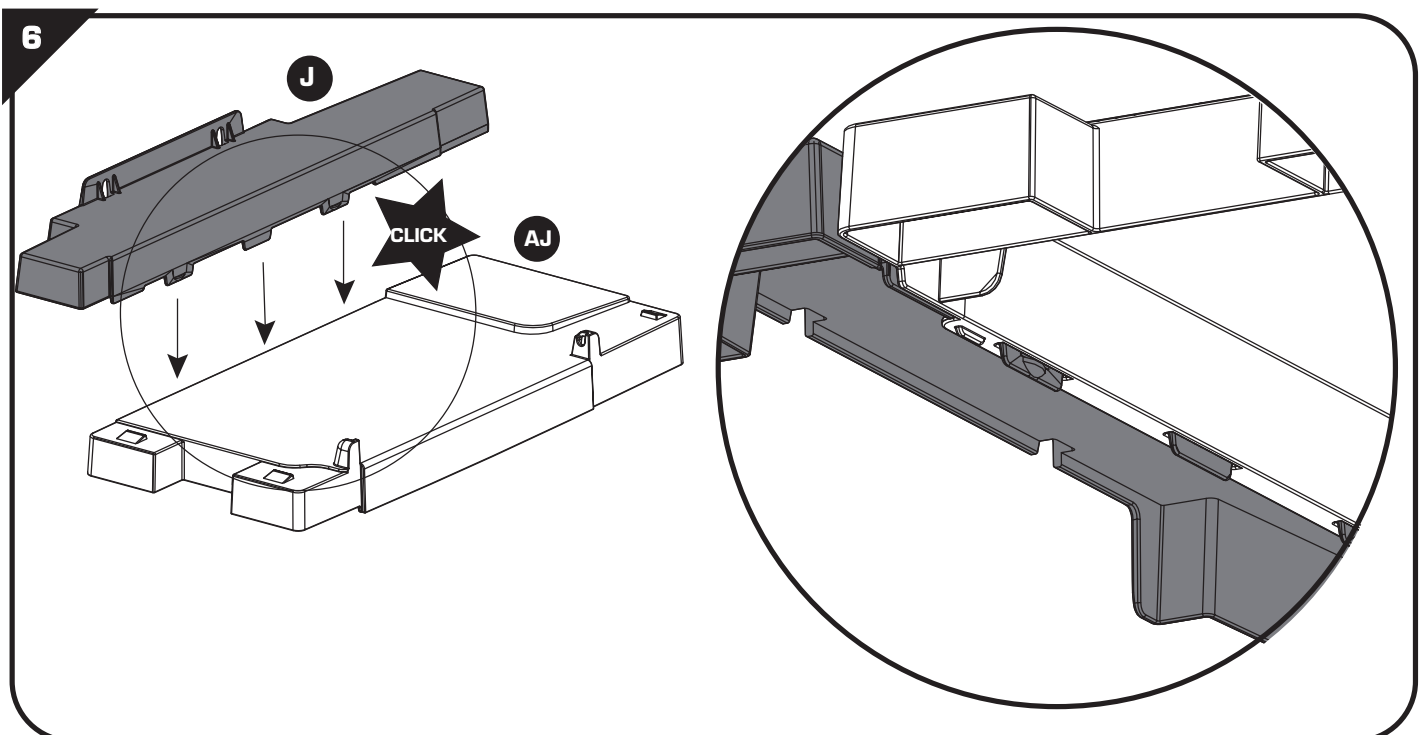
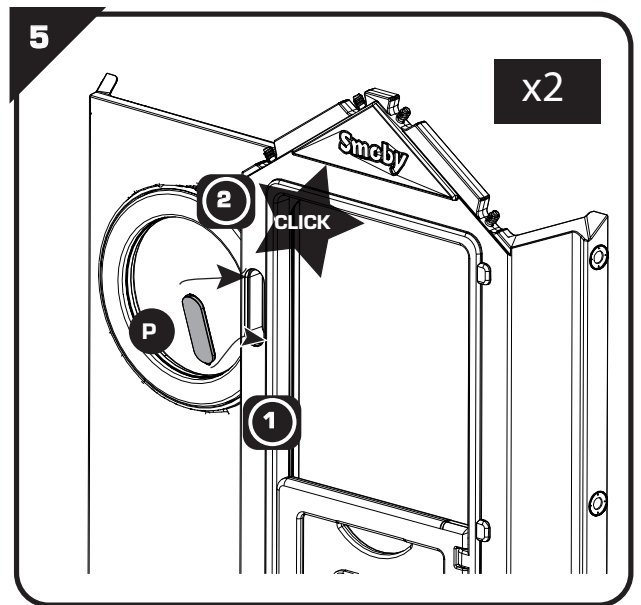
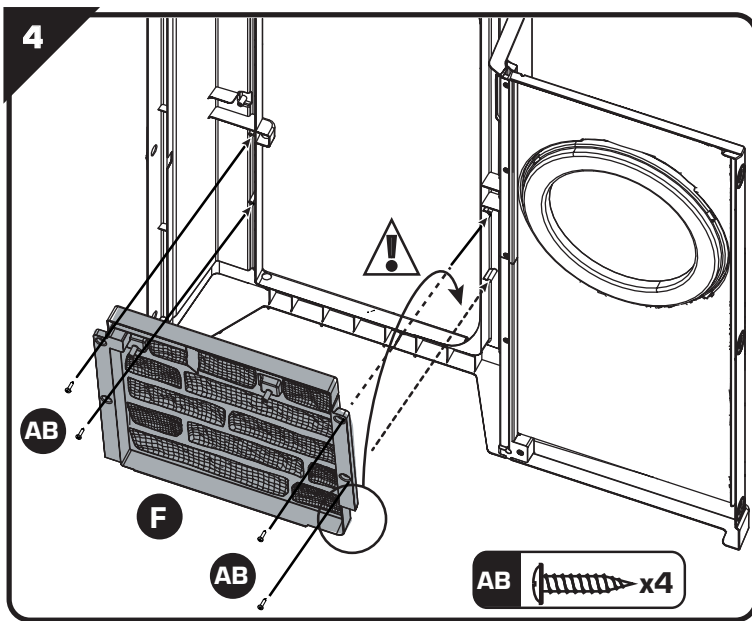

<p><b>NOM / NAME :</b> _____</p> <p><b>PRENOM / SURNAME :</b> _____</p> <p><b>RUE / STREET :</b> _____</p> <p><b>VILLE / TOWN :</b> _____</p> <p><b>CODE POSTAL / POSTAL CODE :</b> _____</p> <p><b>PAYS / COUNTRY :</b> _____</p> <p><b>N°TEL :</b> _____</p> <p><b>EMAIL :</b> _____</p>	<p><b>Description du motif de la réclamation / Cause for complaint / Grund der Beanstandung /</b>  <b>Omschrijving van de reden van de klacht / Detalle el motivo de su reclamación / Descizione del</b>  <b>motivo del reclamo :</b></p> <p><input type="checkbox"/> <b>Manquant / Missing / Fehlende Teile / Tekort / Faltante / Mancante.</b></p> <p><input type="checkbox"/> <b>Cassé / Broken / Gebrochen / Gebroken / Rotura / Rotto.</b></p> <p><input type="checkbox"/> <b>Commentaires / Comments / Bemerkung / Opmerkingen / Comentarios / Commenti.</b></p>																
	<table border="1" style="width: 100%; border-collapse: collapse;"> <tr> <td style="width: 50%;"><b>Ref:</b></td> <td style="width: 50%;"></td> </tr> <tr> <td><b>Couleurs/Colors:</b></td> <td></td> </tr> <tr> <td><b>N° Notice / IS Number :</b></td> <td><b>76A3166012647</b></td> </tr> </table>	<b>Ref:</b>		<b>Couleurs/Colors:</b>		<b>N° Notice / IS Number :</b>	<b>76A3166012647</b>										
<b>Ref:</b>																	
<b>Couleurs/Colors:</b>																	
<b>N° Notice / IS Number :</b>	<b>76A3166012647</b>																
	<table style="width: 100%;"> <tr> <td>N°: <input type="checkbox"/></td> <td>N°: <input type="checkbox"/></td> <td>N°: <input type="checkbox"/></td> <td>N°: <input type="checkbox"/></td> <td>N°: <input type="checkbox"/></td> <td>N°: <input type="checkbox"/></td> <td>N°: <input type="checkbox"/></td> <td>N°: <input type="checkbox"/></td> </tr> <tr> <td>Qté: .....</td> <td>Qté: .....</td> <td>Qté: .....</td> <td>Qté: .....</td> <td>Qté: .....</td> <td>Qté: .....</td> <td>Qté: .....</td> <td>Qté: .....</td> </tr> </table>	N°: <input type="checkbox"/>	N°: <input type="checkbox"/>	N°: <input type="checkbox"/>	N°: <input type="checkbox"/>	N°: <input type="checkbox"/>	N°: <input type="checkbox"/>	N°: <input type="checkbox"/>	N°: <input type="checkbox"/>	Qté: .....	Qté: .....	Qté: .....	Qté: .....	Qté: .....	Qté: .....	Qté: .....	Qté: .....
N°: <input type="checkbox"/>	N°: <input type="checkbox"/>	N°: <input type="checkbox"/>	N°: <input type="checkbox"/>	N°: <input type="checkbox"/>	N°: <input type="checkbox"/>	N°: <input type="checkbox"/>	N°: <input type="checkbox"/>										
Qté: .....	Qté: .....	Qté: .....	Qté: .....	Qté: .....	Qté: .....	Qté: .....	Qté: .....										

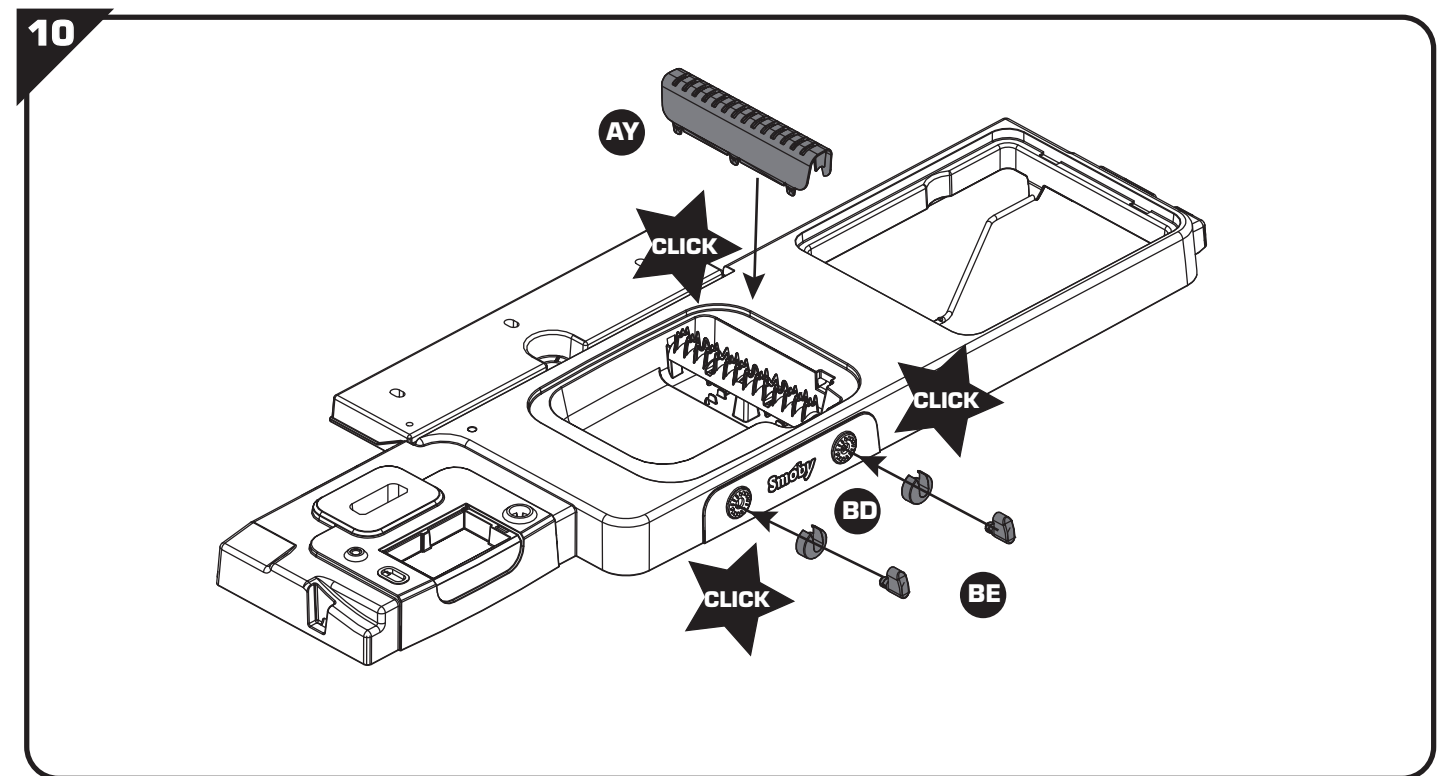
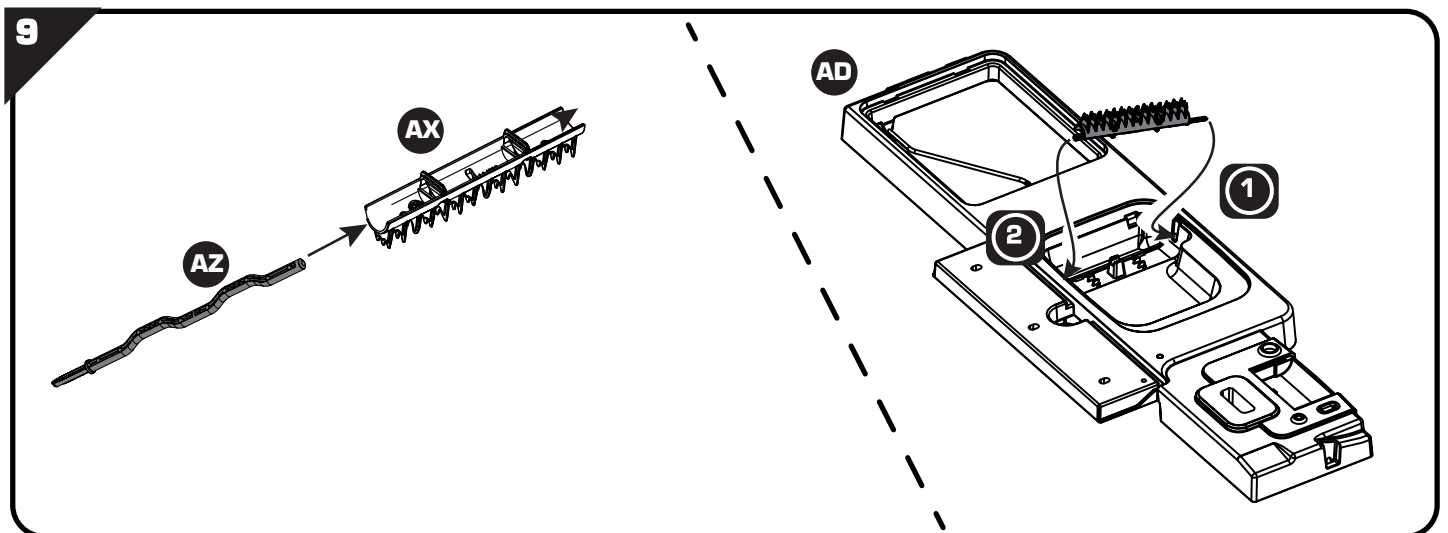
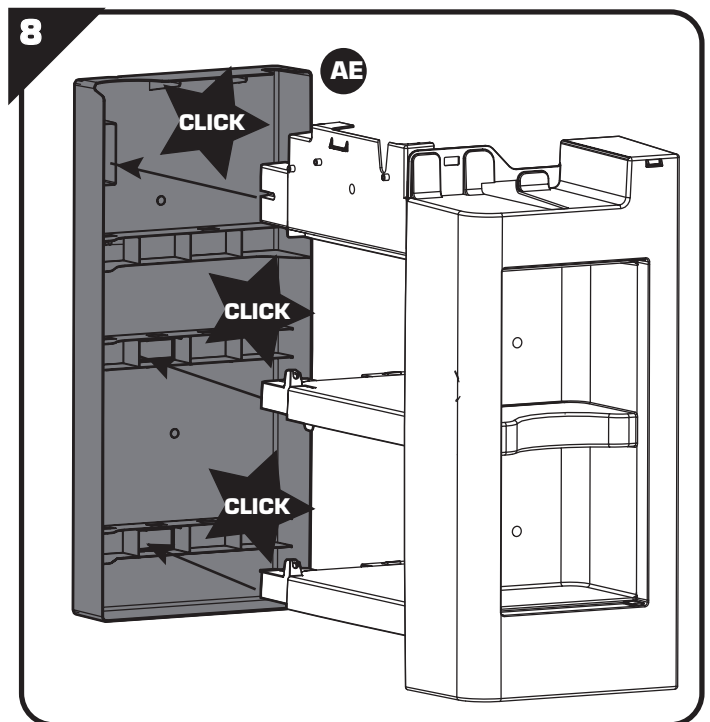
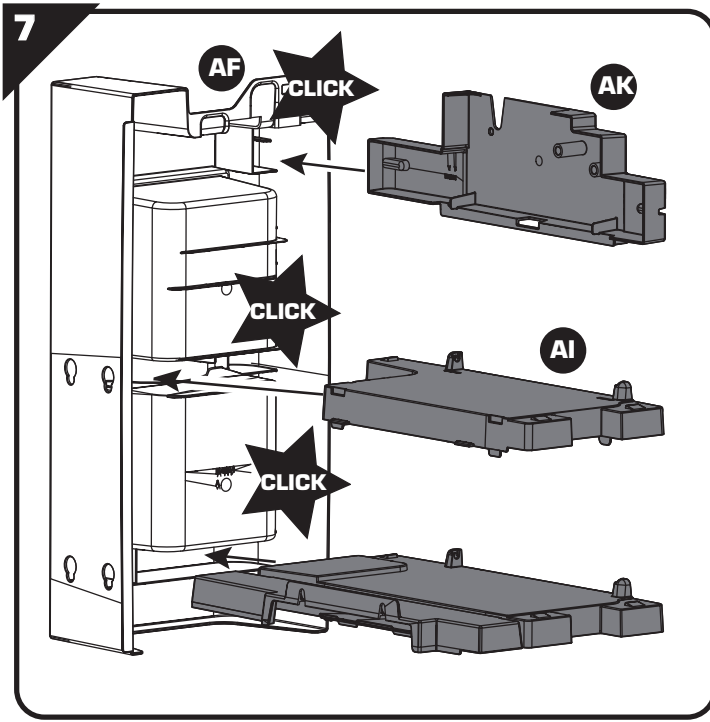


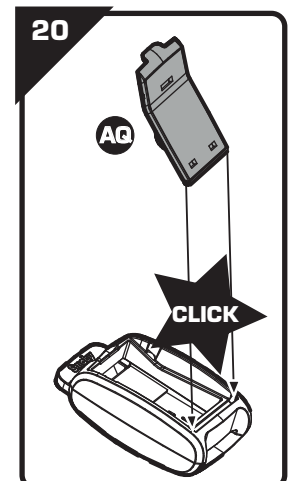
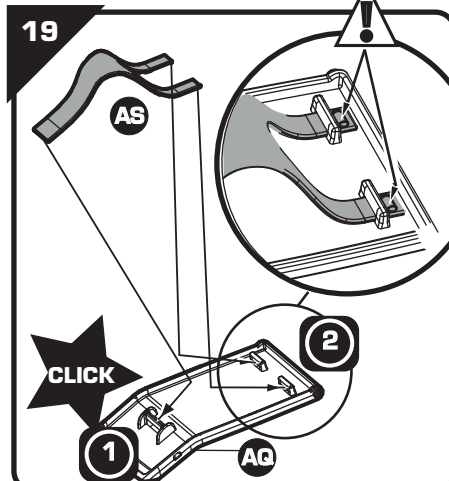
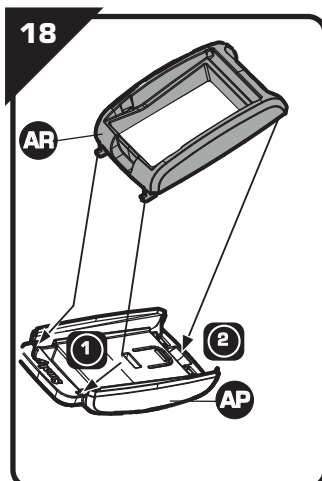
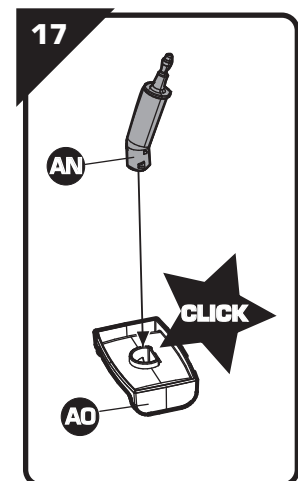
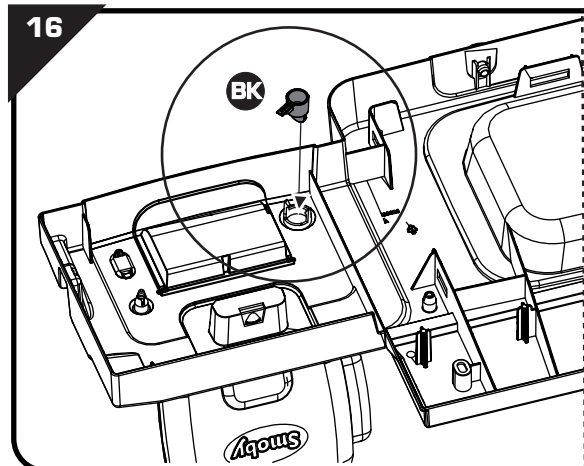
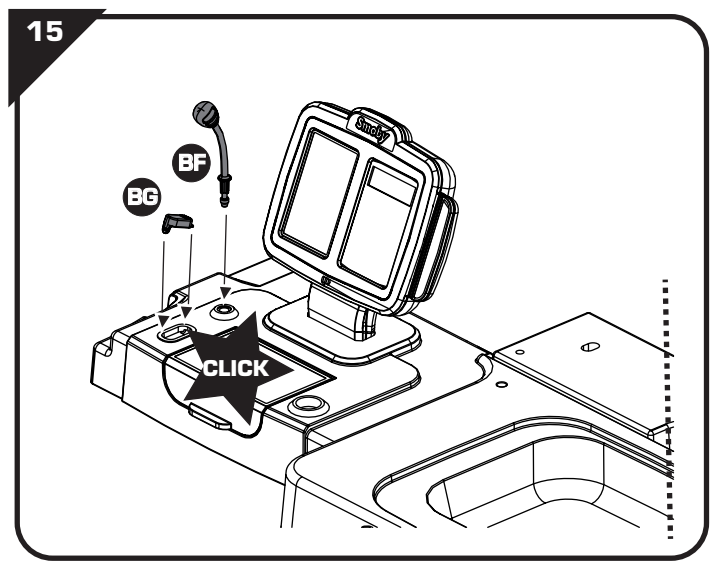
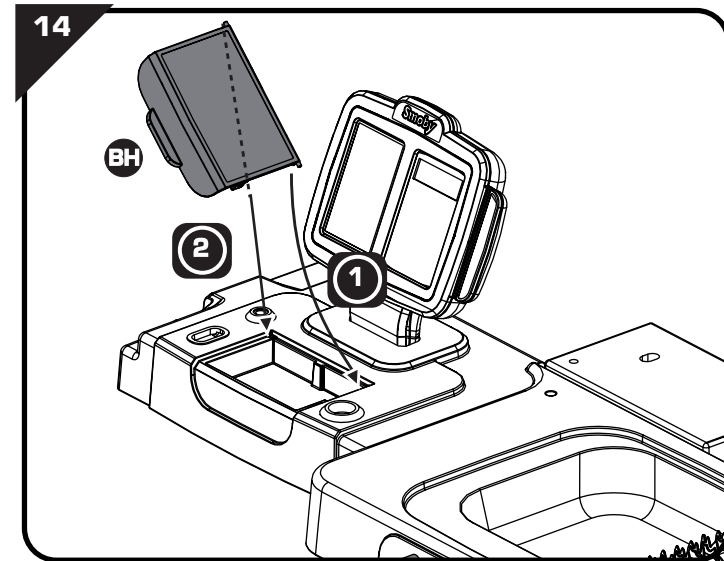
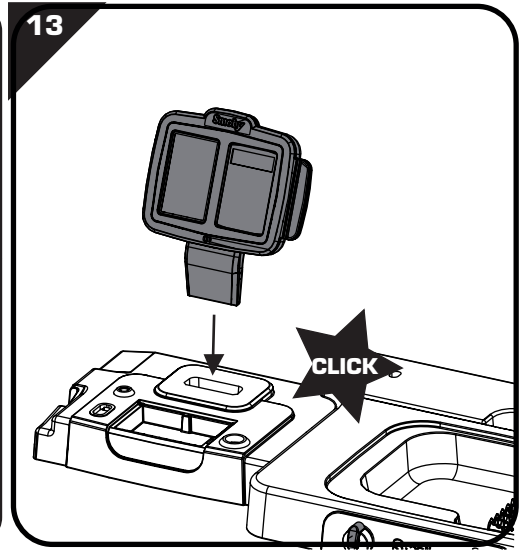
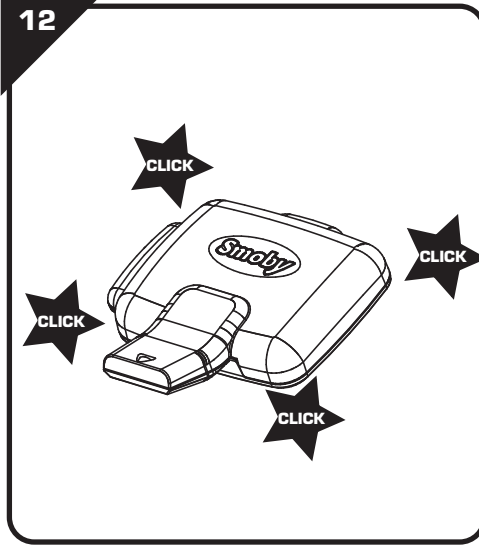
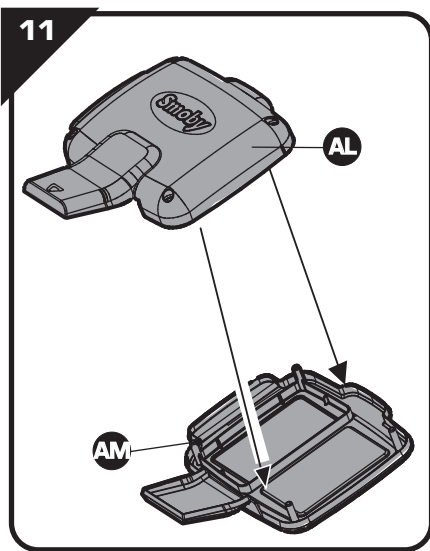
**⚠ WARNING:**  
 Never allow a child to play without adult supervision.

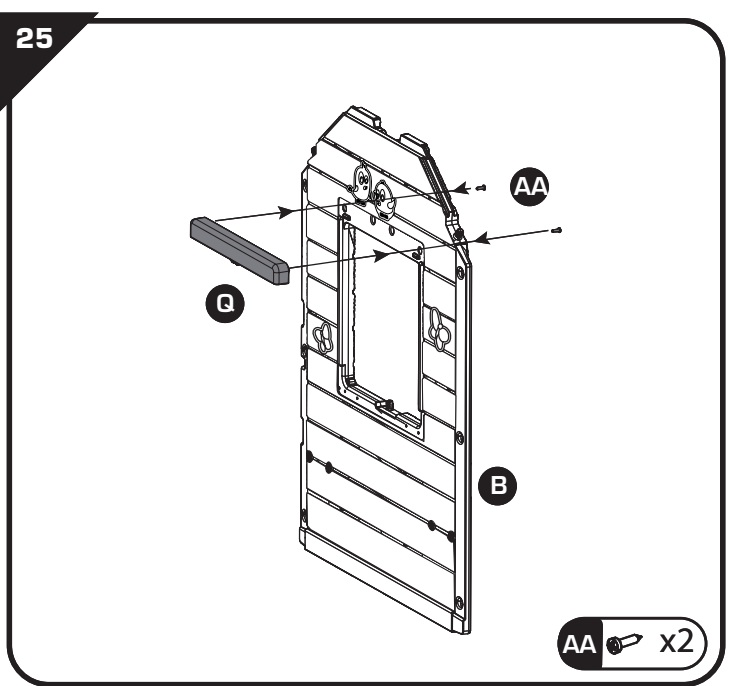
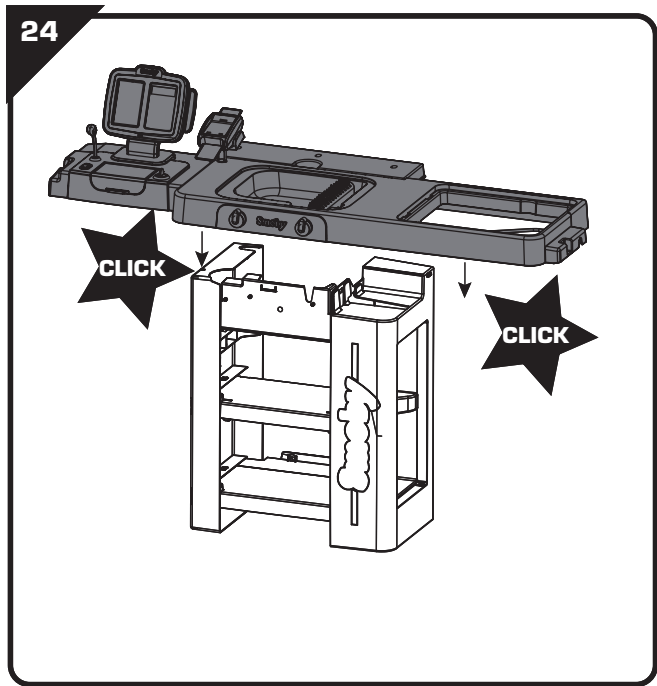
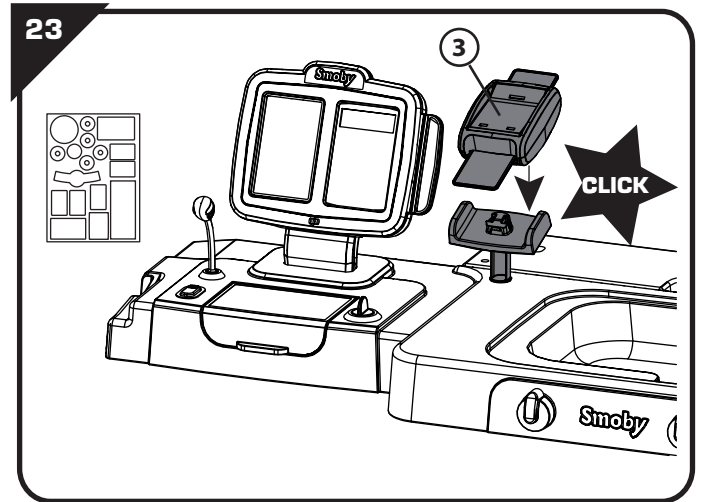
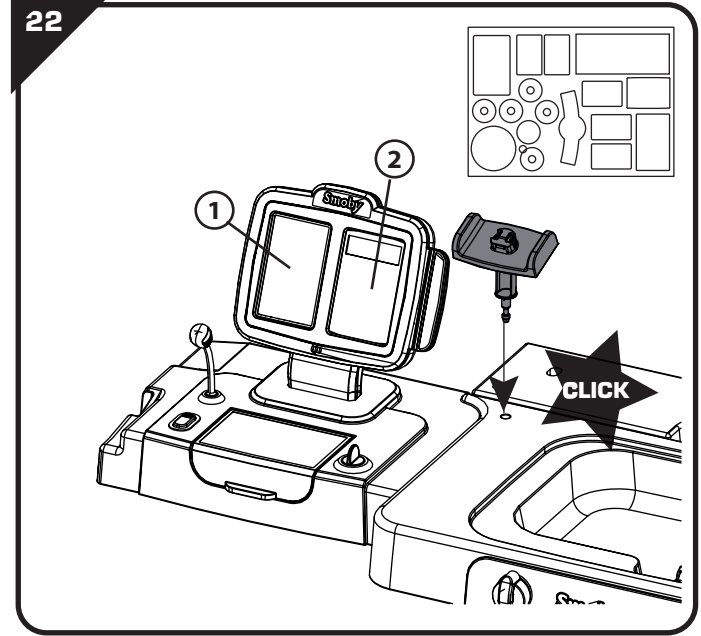
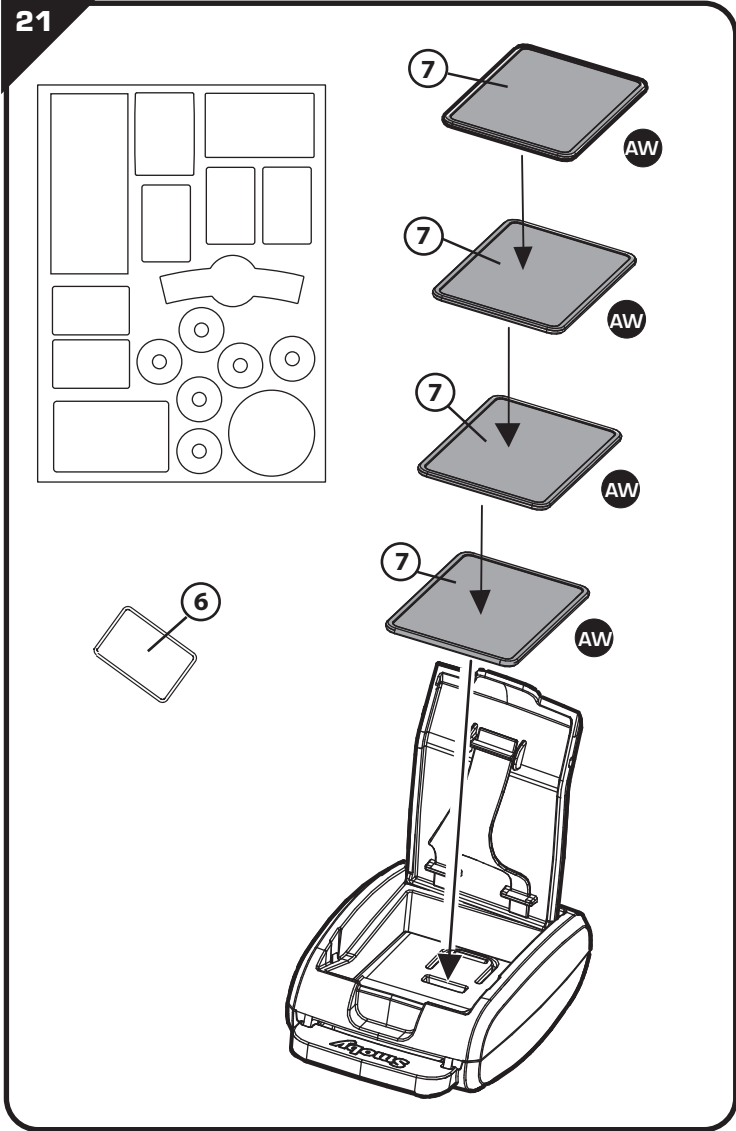
**⚠ WARNING:**  
 Toy must be assembled by an adult, as it contains hazardous points or edges. A sharp tool shall be used





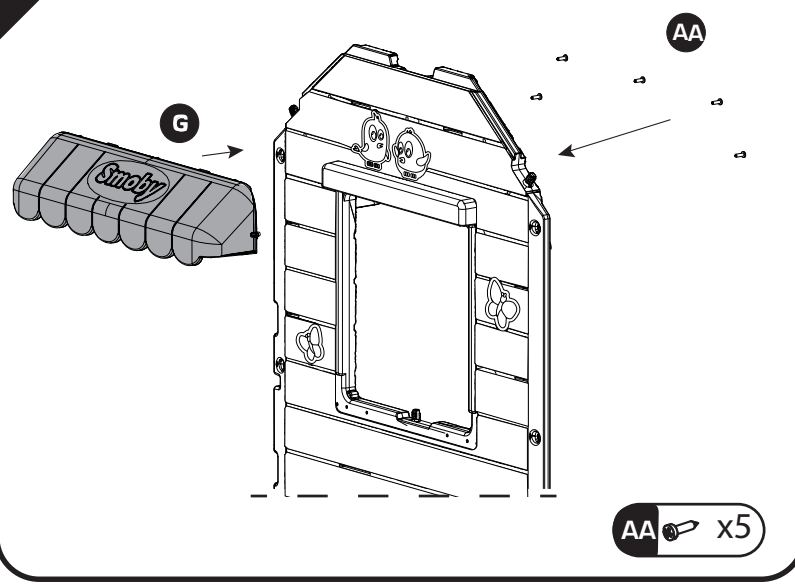




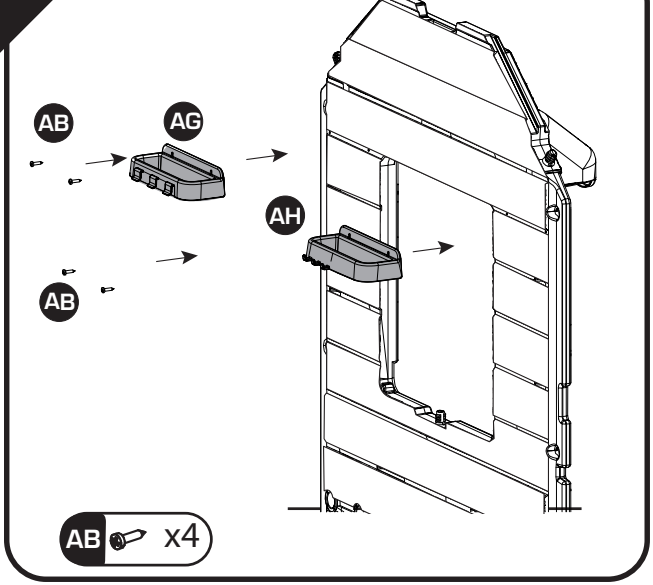




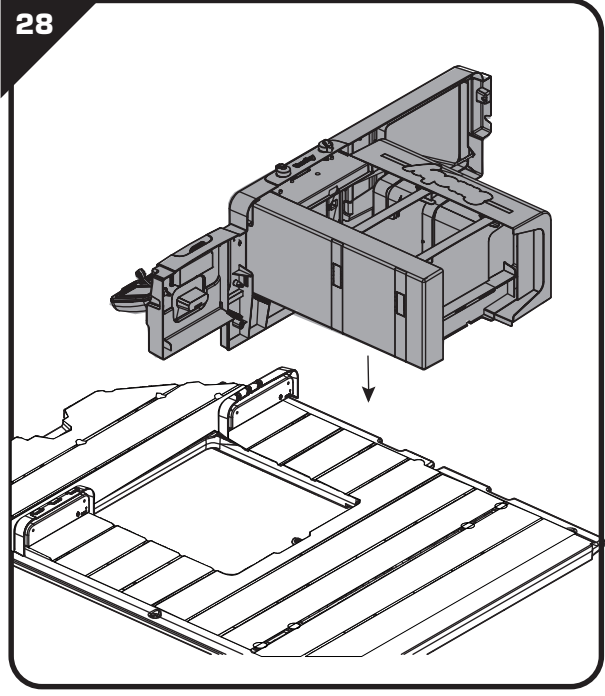
26



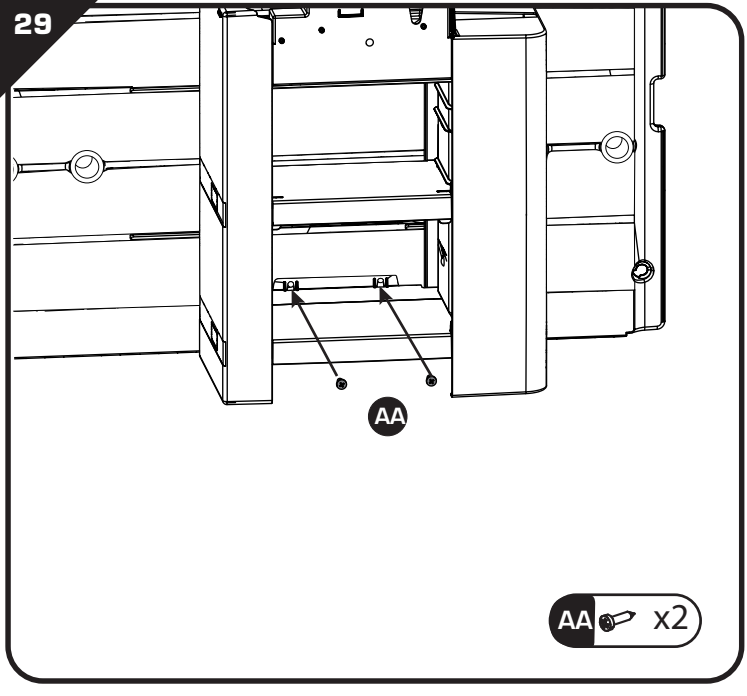
27



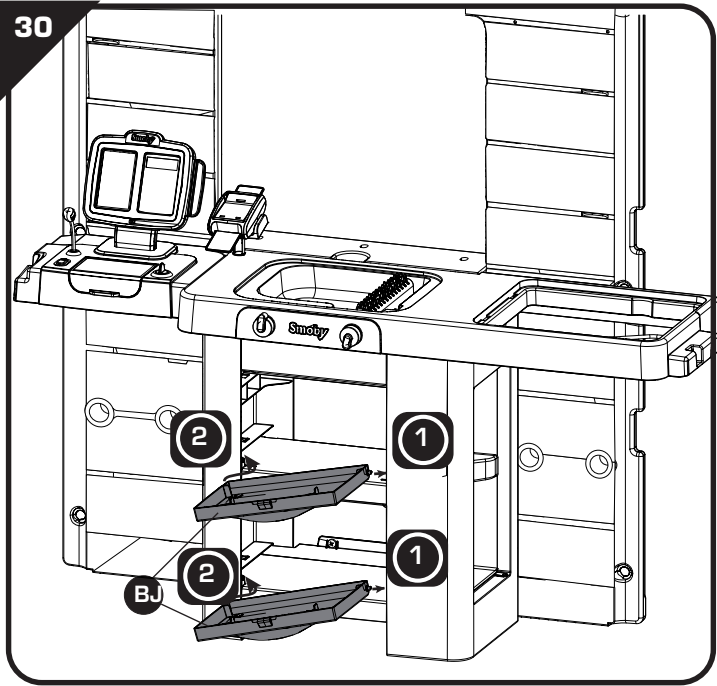
28



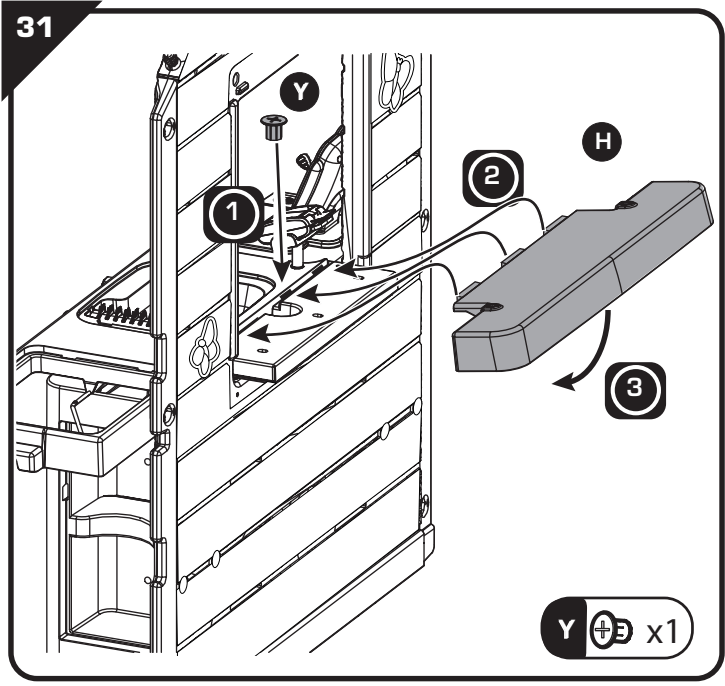
29



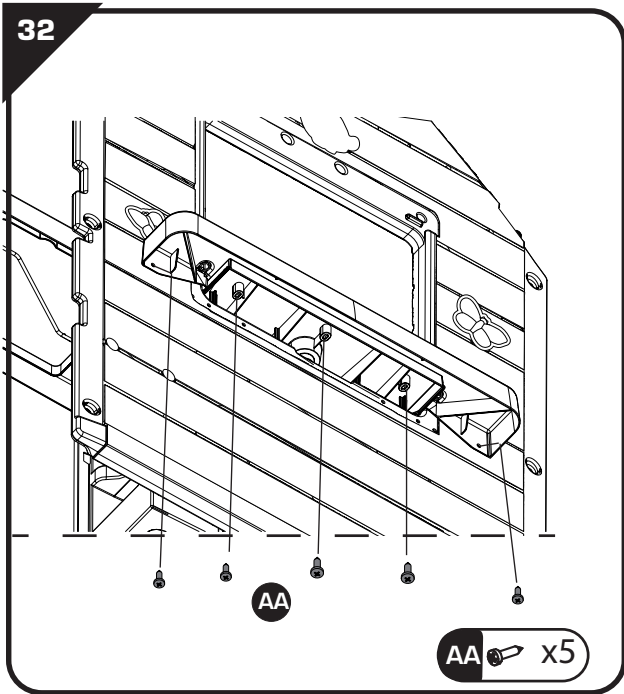
30



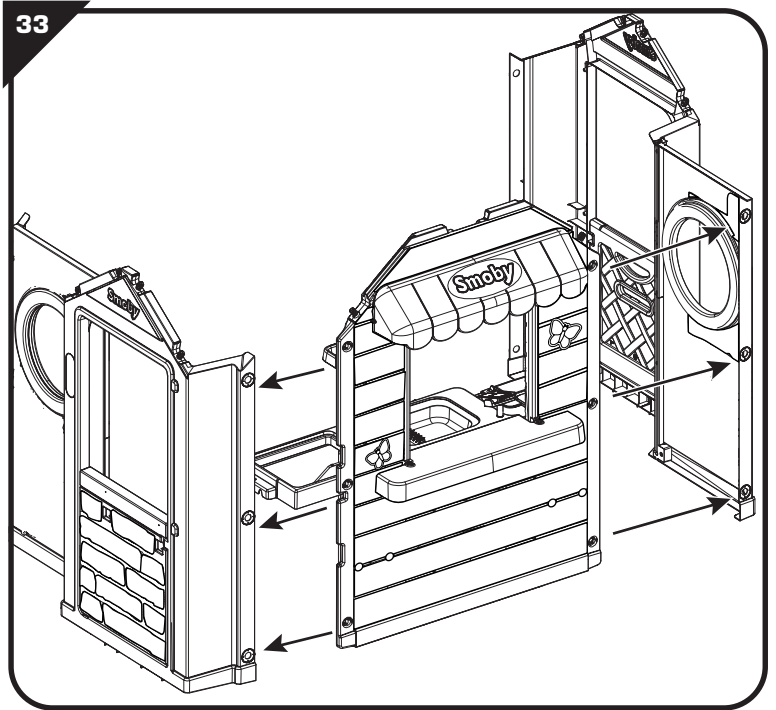
31



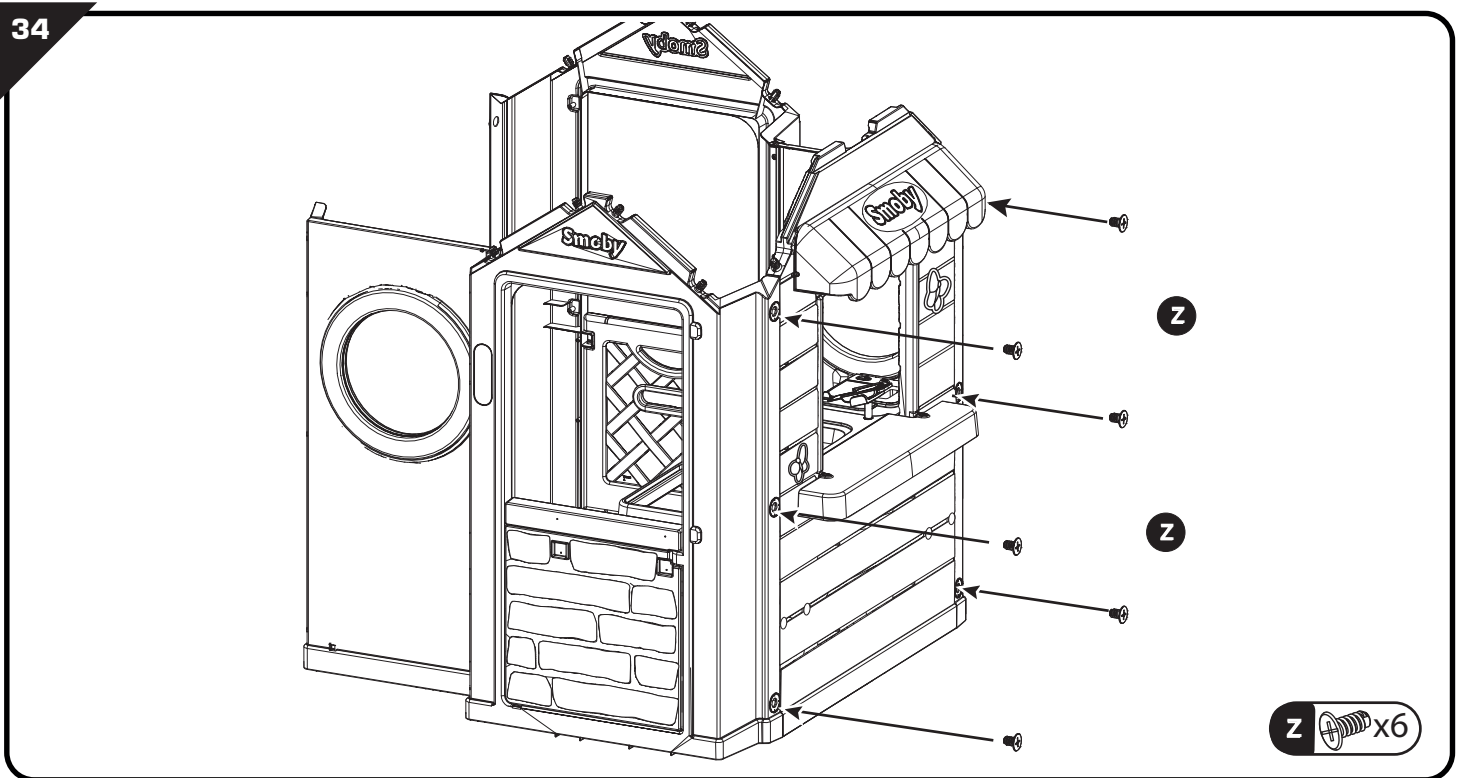
32



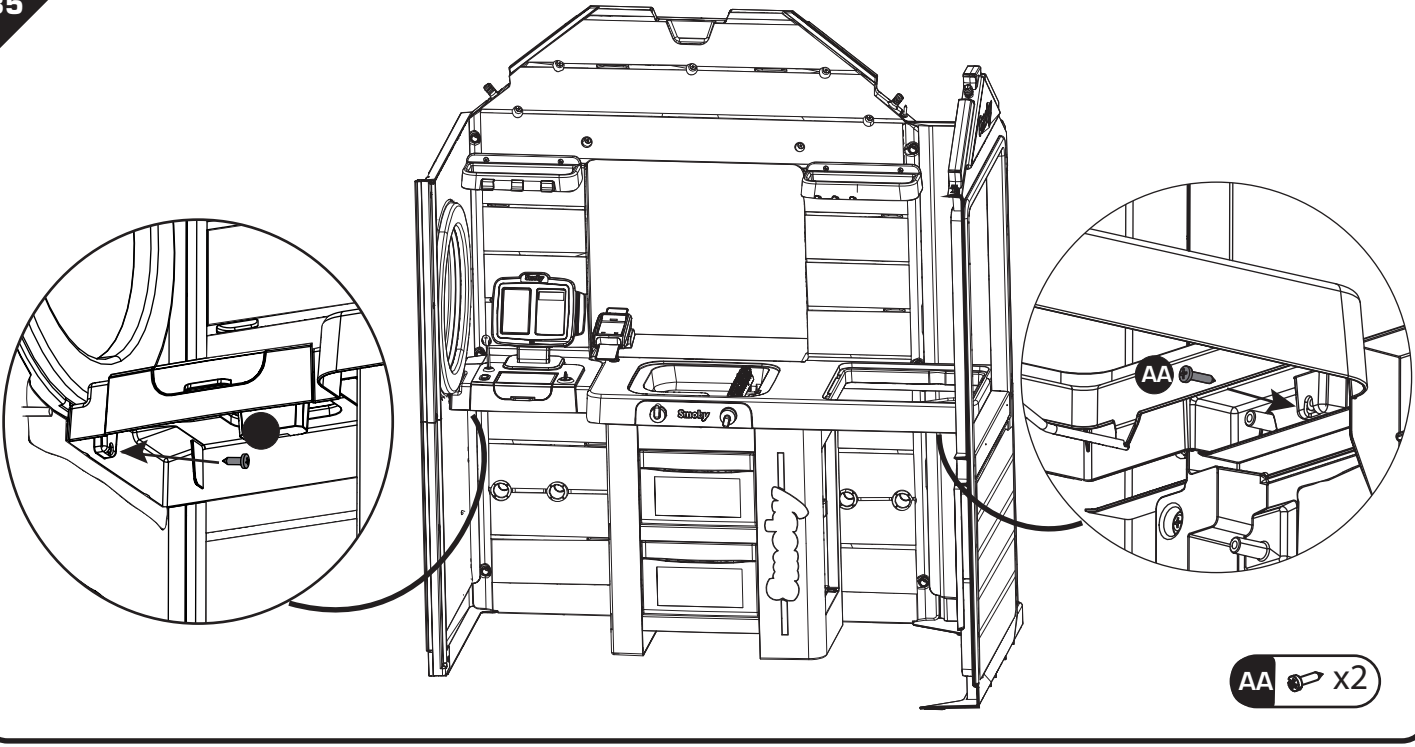
33



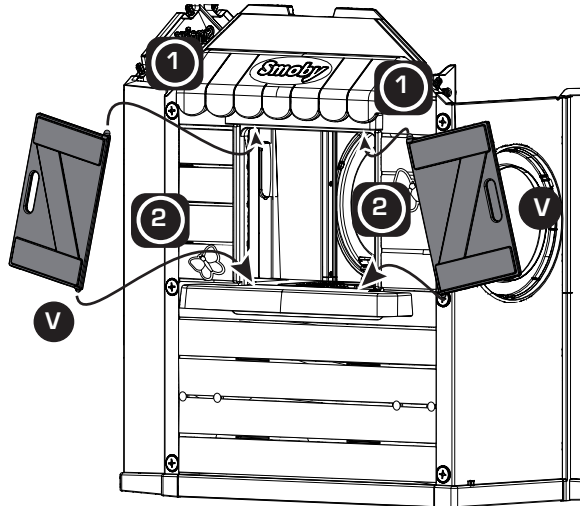

34



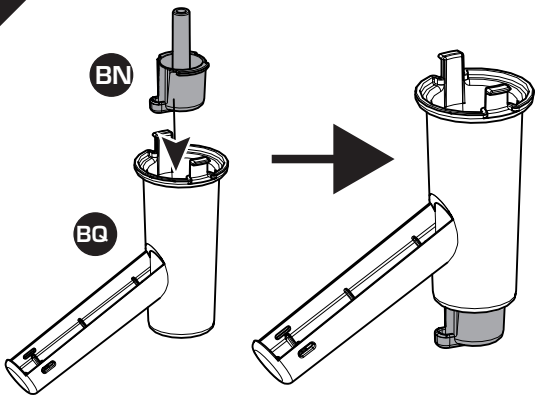
35



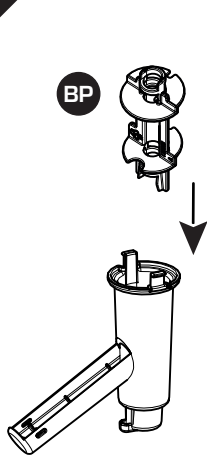
36



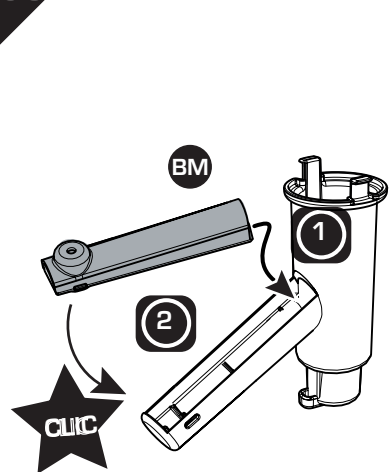
37



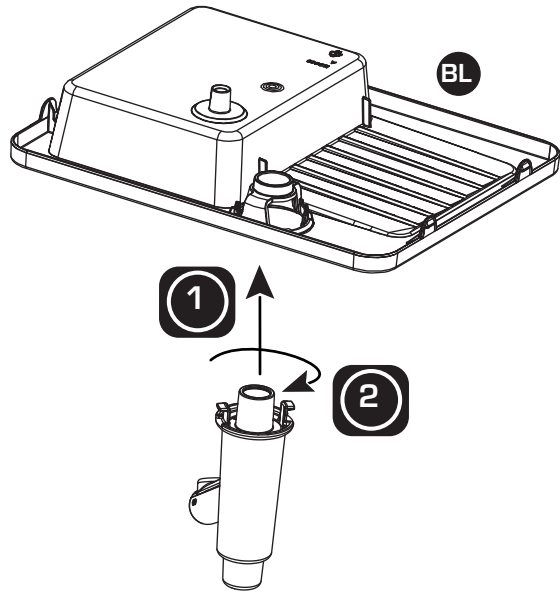
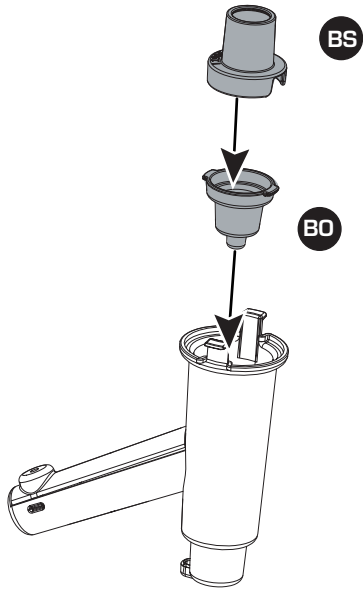
38



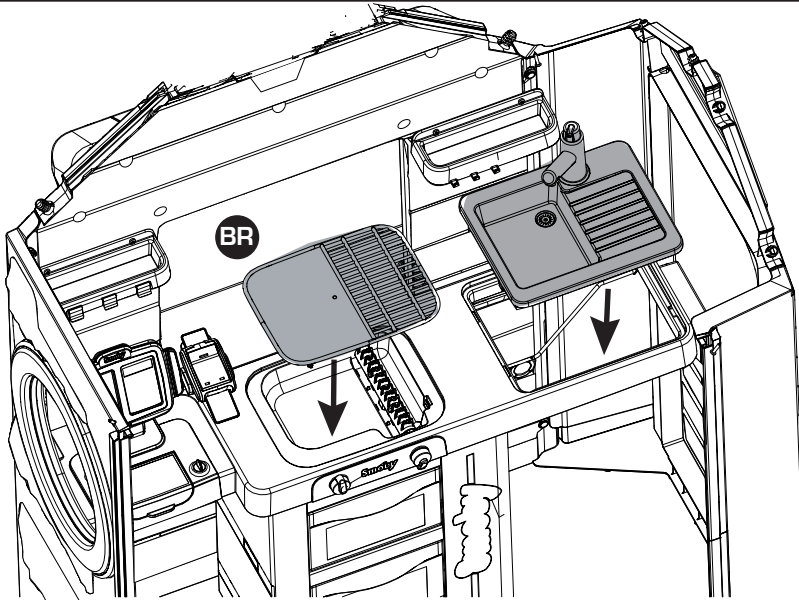
39



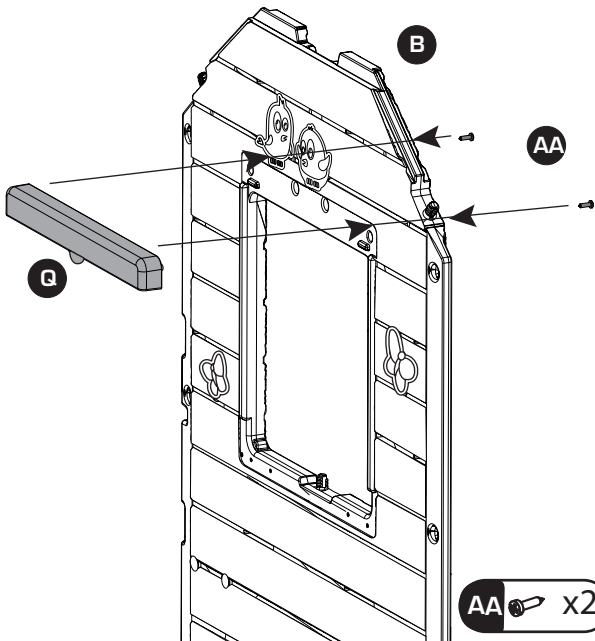
40



41

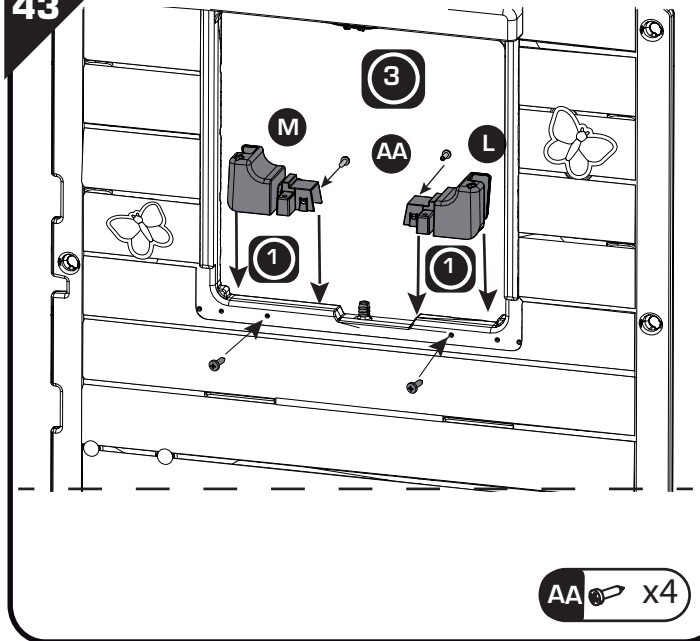


42

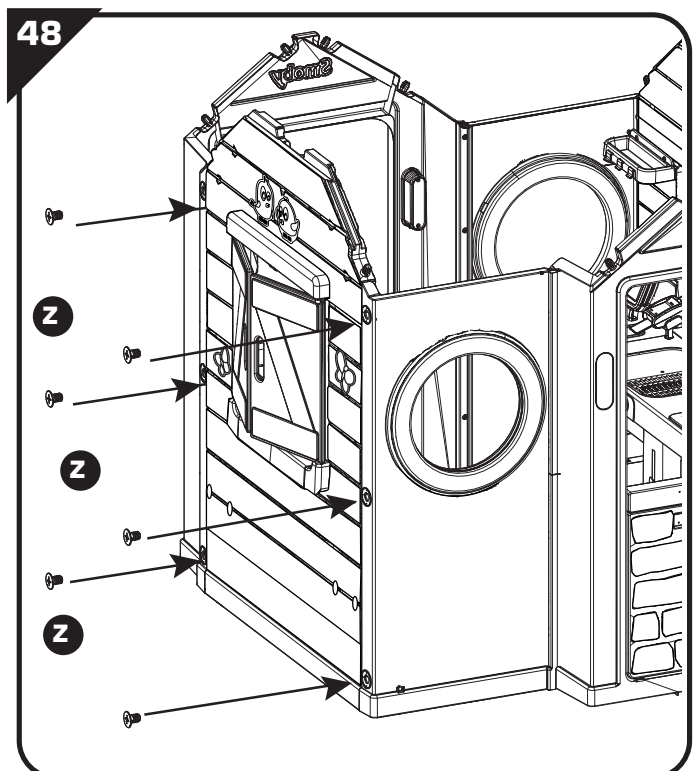
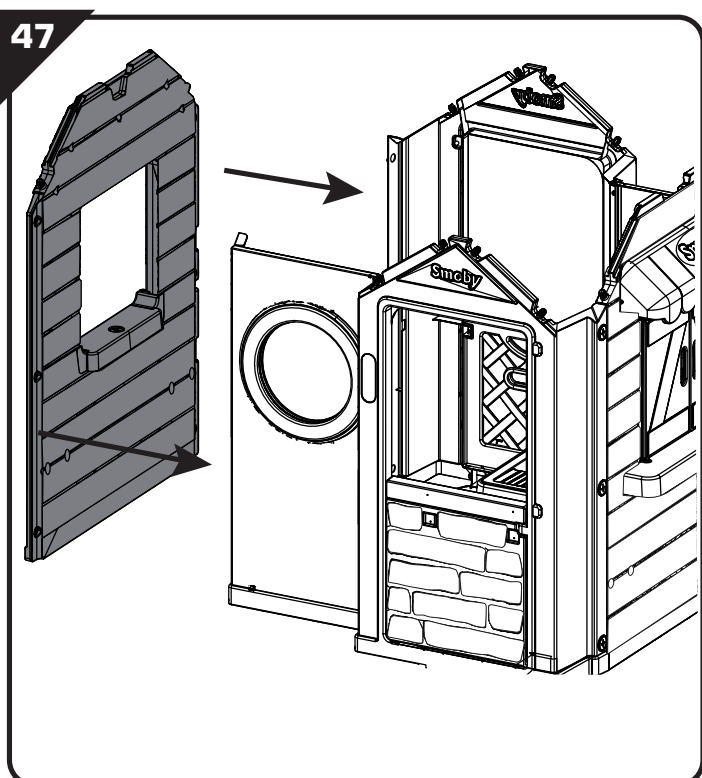
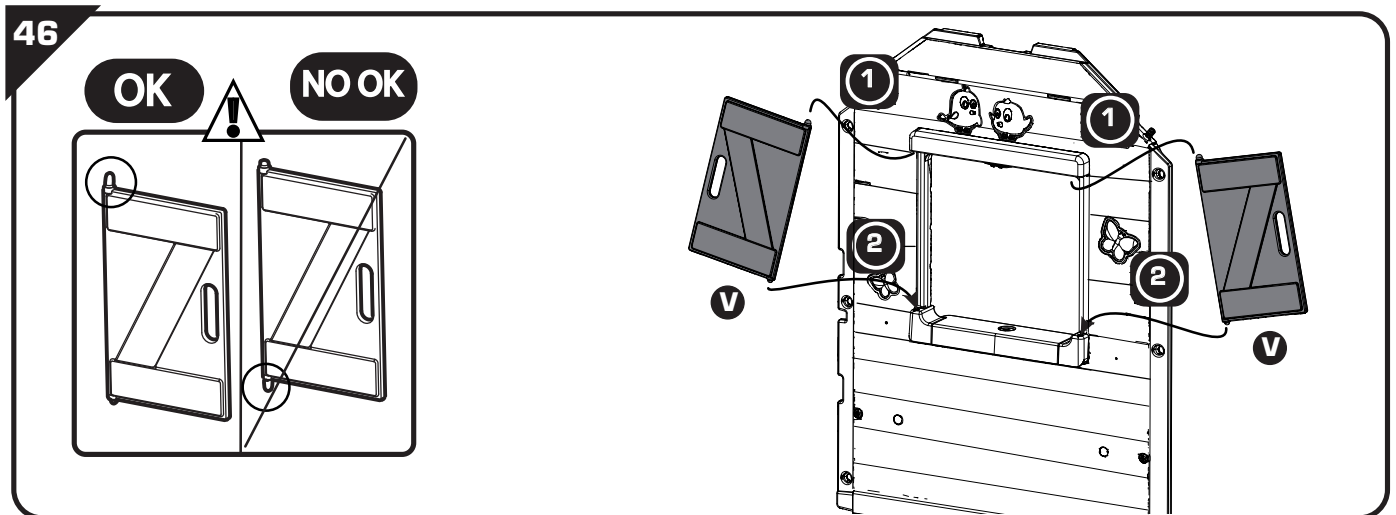
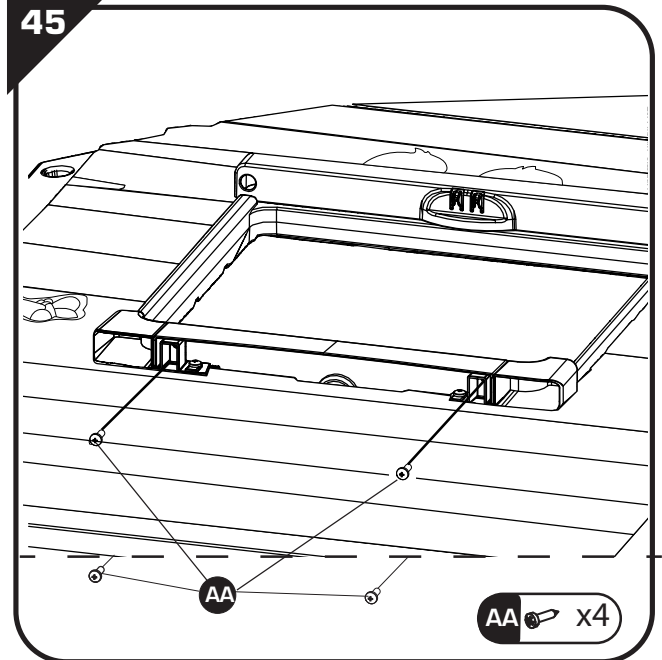
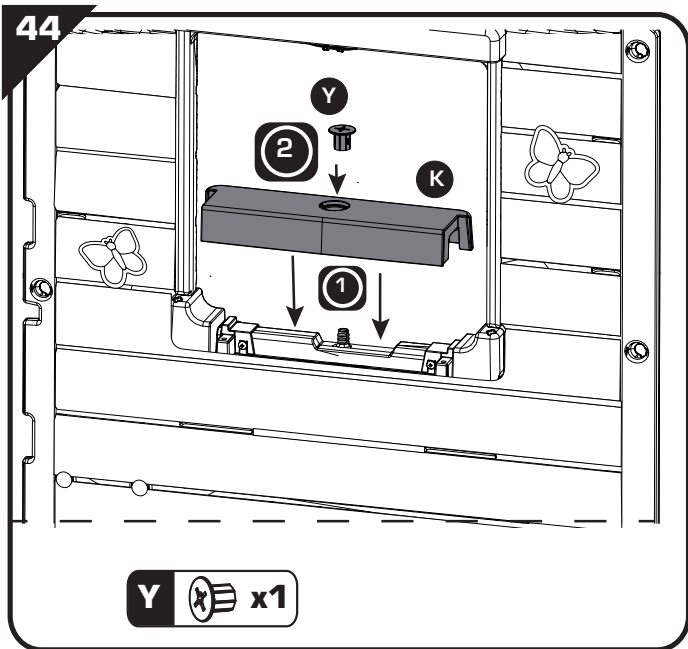


AA x2

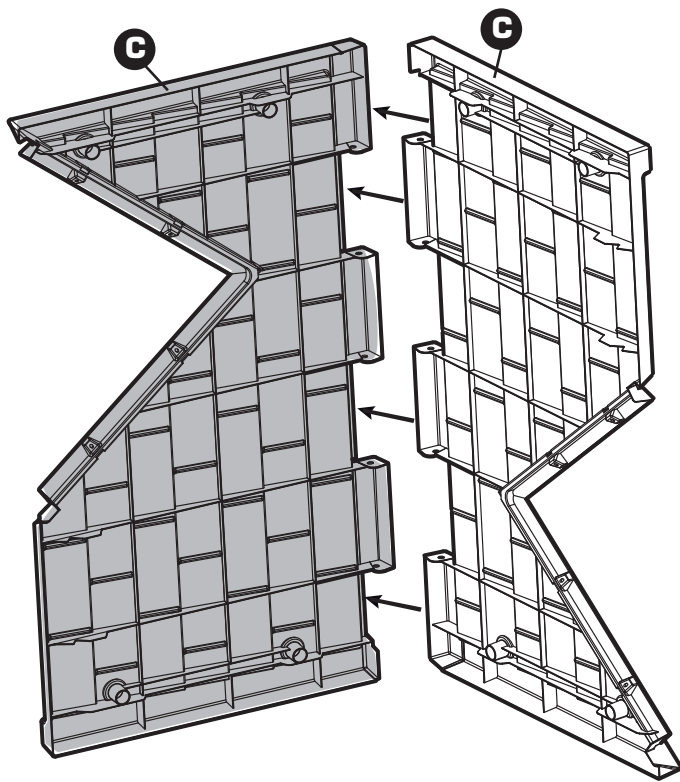
43



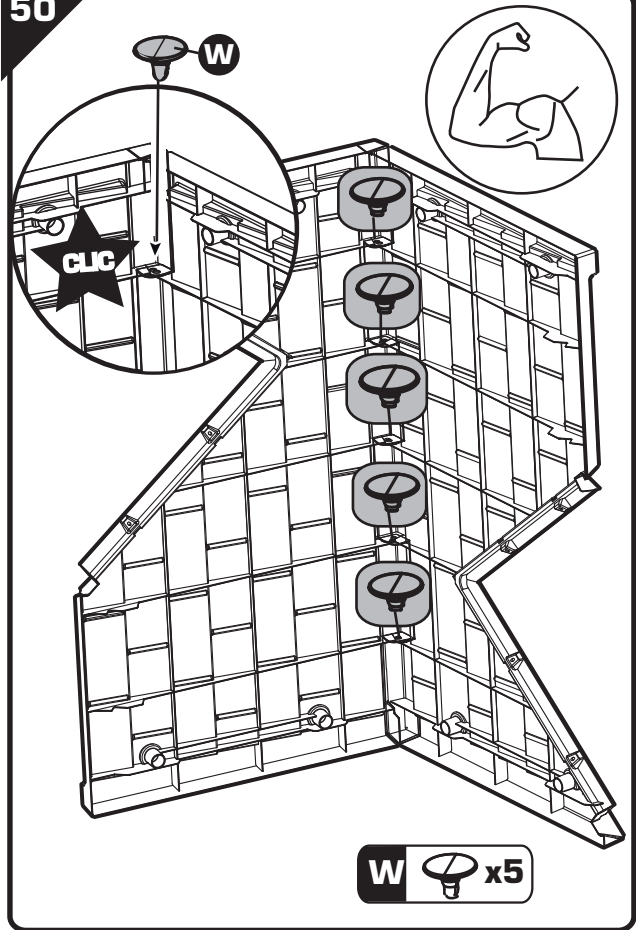
AA x4



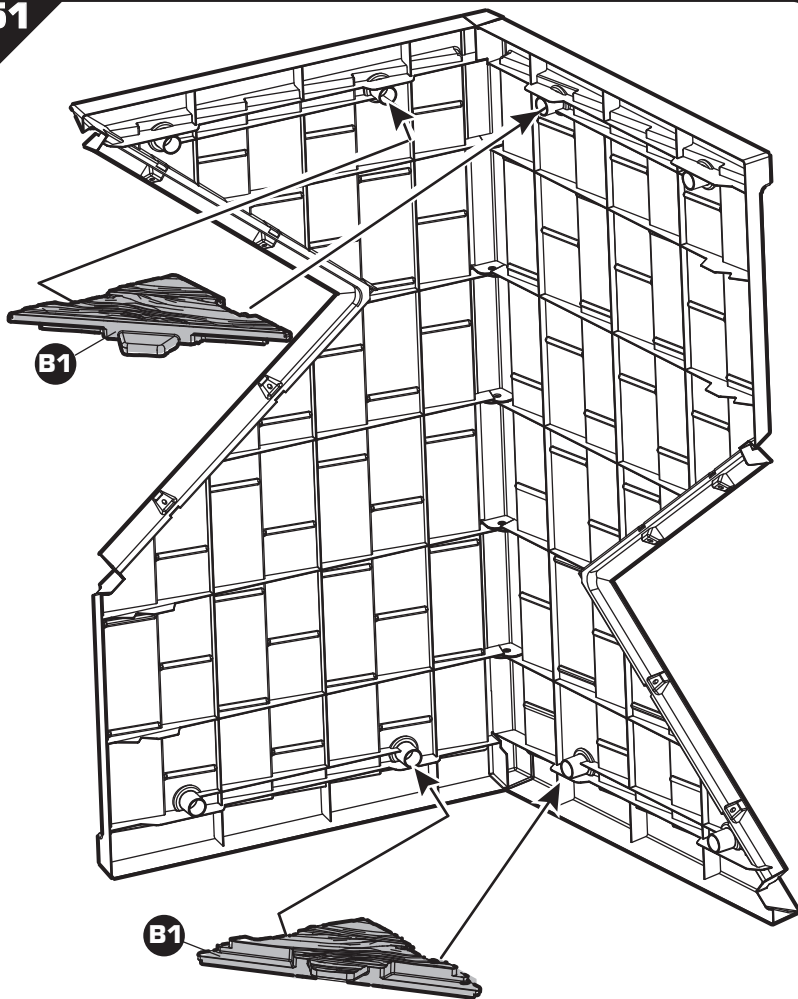
49



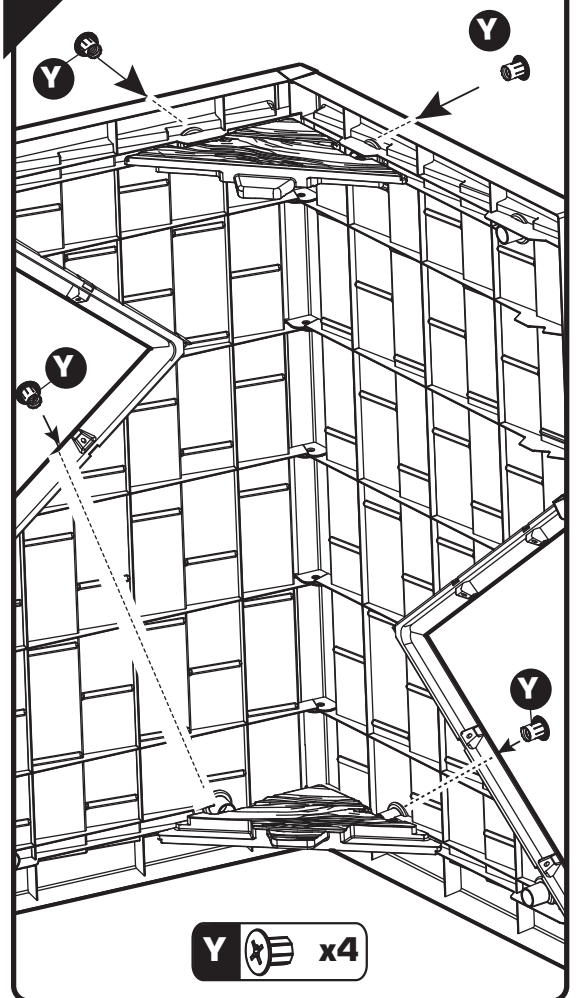
50




51



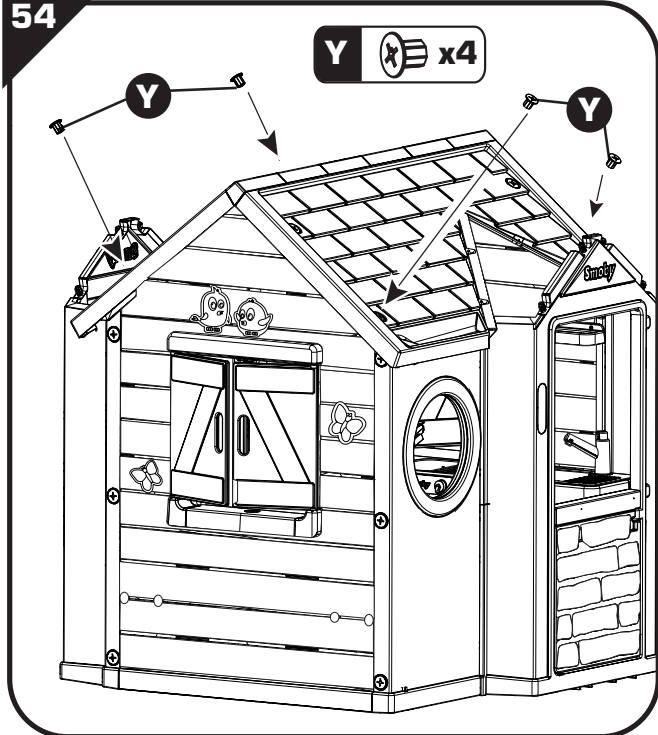
52



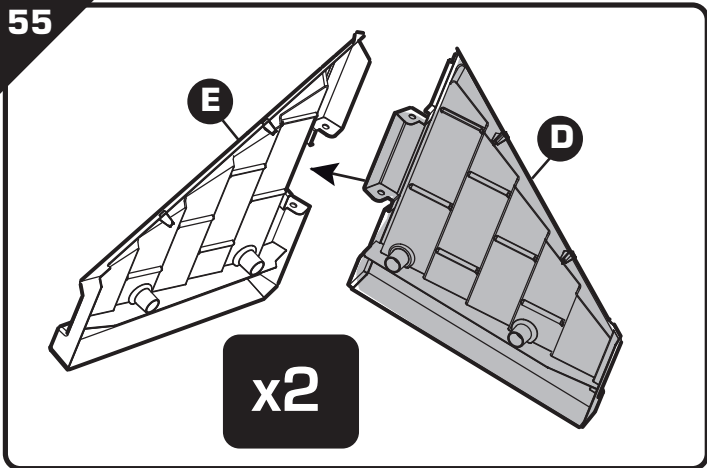
53



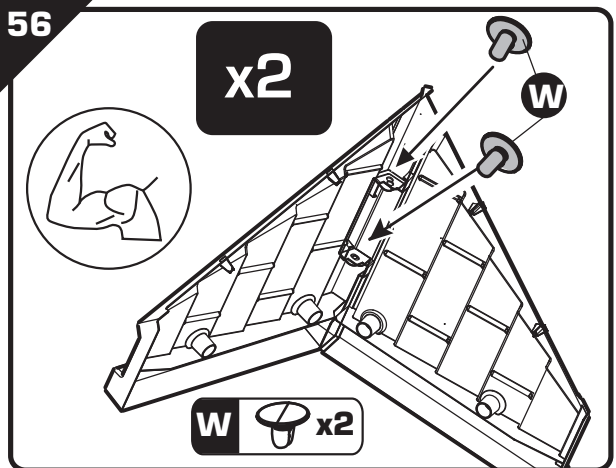
54




55



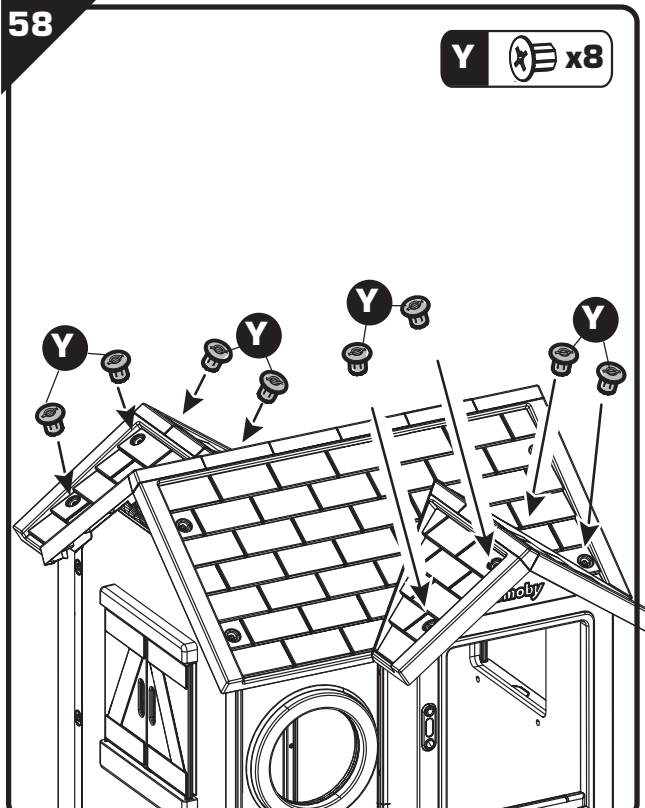
56

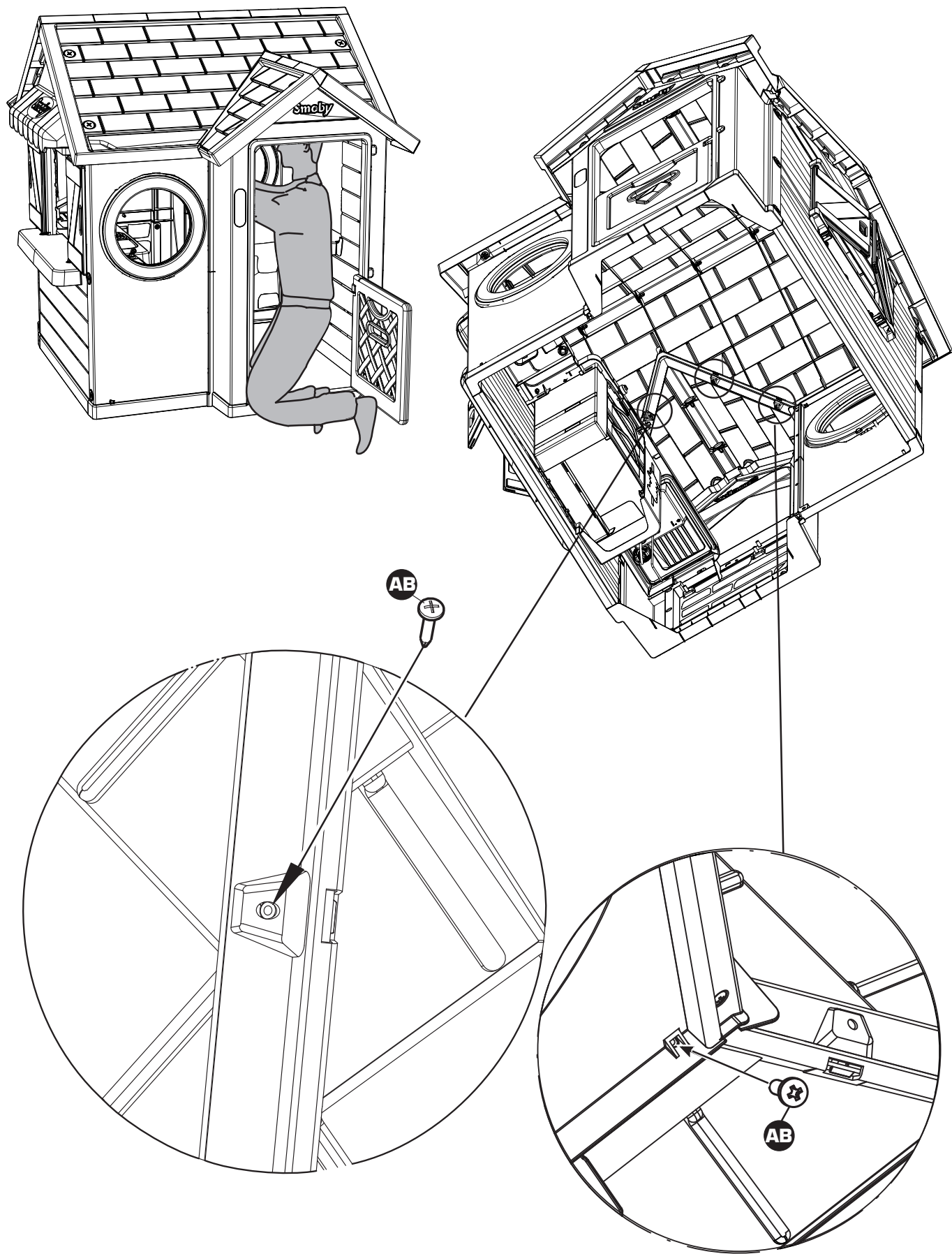



57



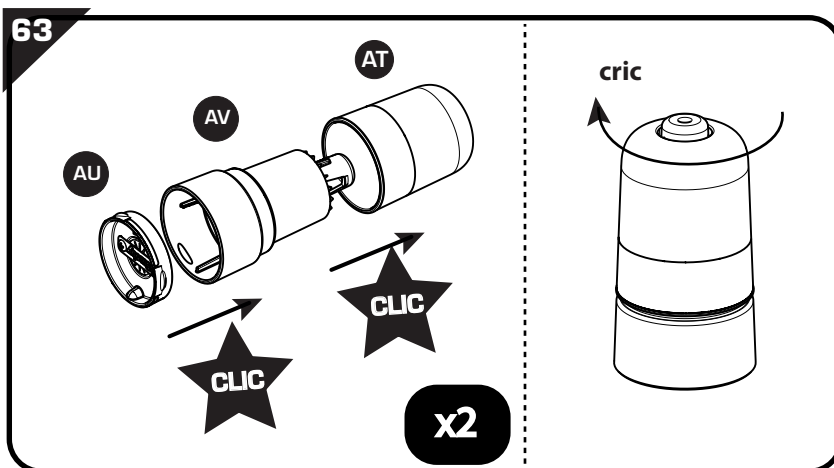
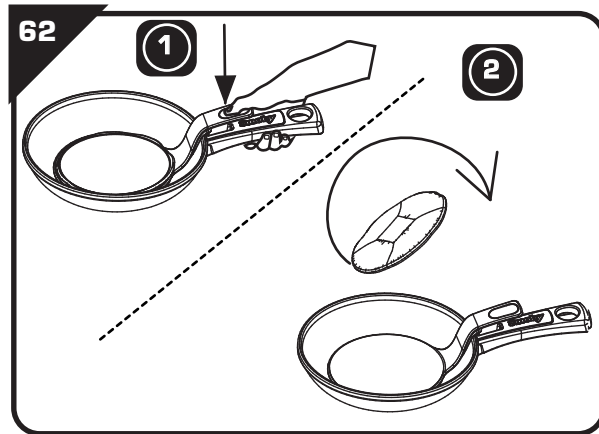
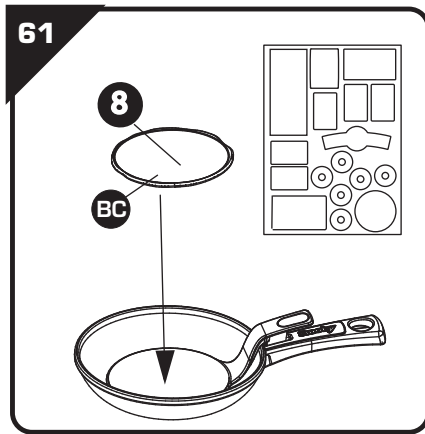
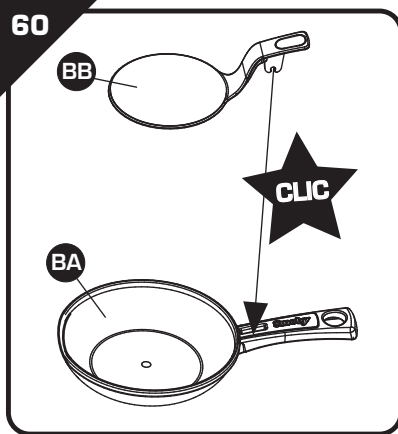
58





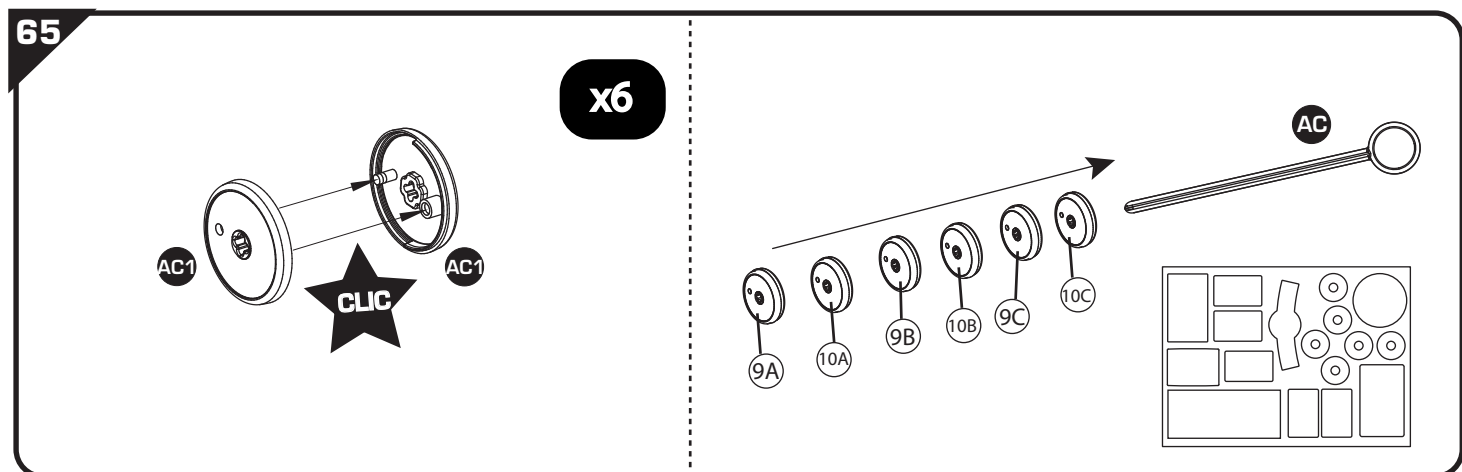
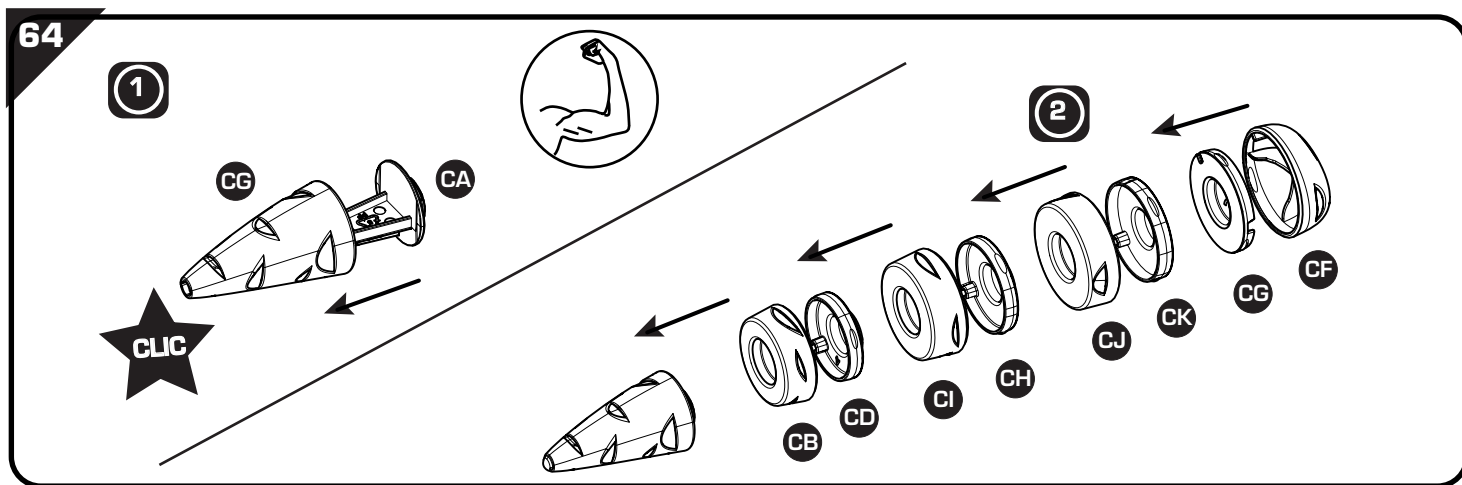
**AB**  **x10**



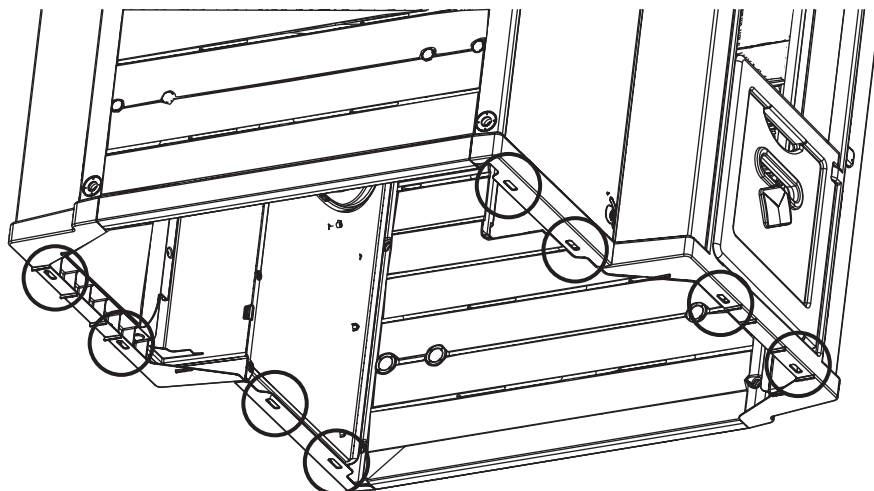


F •Laver soigneusement les accessoires à l'eau claire avant utilisation.  
 GB •Wash the accessories carefully with clean water before use  
 D •Utensilien vor dem Gebrauch gründlich mit klarem Wasser abwaschen.  
 NL •Was de accessoires grondig met schoon water voor gebruik.  
 E •Lave cuidadosamente los accesorios con agua limpia antes de usarlos.  
 P •Lave cuidadosamente os acessórios com água limpa antes da utilização.  
 I •Lavare accuratamente gli accessori con acqua pulita prima dell'uso.  
 DK •Vask grundigt alt tilbehør i rent vand før brug.  
 S •Rengör tillbehören försiktigt med rent vatten före användning.  
 FIN •Pese välinoet huolellisesti puhtaalla vedellä ennen käyttöä.  
 N •Vask tilbehøret grundig med rent vann før bruk.  
 H •Használat előtt alaposan tisztítsa meg a tartozékokat vízzel.  
 CZ •Před použitím pečlivě umyjte příslušenství čistou vodou.  
 SK •Pred použitím dôkladne umyte príslušenstvo čistou vodou.  
 PL •Przed użyciem starannie umyć akcesoria w czystej wodzie.  
 BG •Измийте грижливо аксесоарите с чиста вода преди употреба.  
 RO •Spălați cu atenție accesoriile cu apă curată înainte de utilizare.  
 GR •Πλύνετε καλά τα εξαρτήματα με καθαρό νερό πριν από τη χρήση.  
 SI •Pred uporabo dodatke temeljito sperite s čisto vodo.  
 HRV •Prije upotrebe temeljito operite pribor čistom vodom.  
 TR •Kullanmadan önce, aksesuarları duru su ile yıkayın.  
 UA •Ретельно вийміть аксесуари чистою водою перед використанням.  
 EST •Peske tarvikuid enne kasutamist hoolikalt puhta veega.  
 LT •Prieš naudojimą nuplaukite priedus švariu vandeniu.  
 LV •Pirms lietošanas piederumus rūpīgi nomazgājiet ar tīru ūdeni.

AR •اغسل الملحقات بعناية بماء نقي قبل الاستعمال.

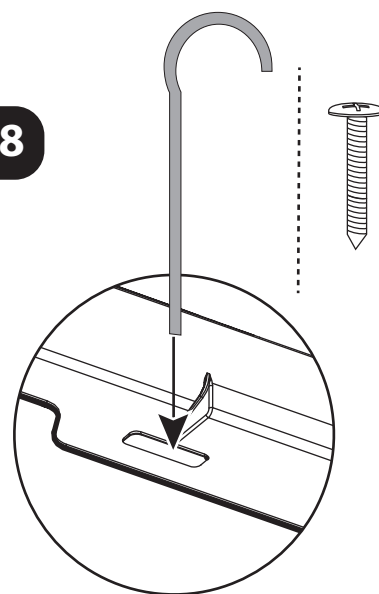


**F** -Le produit peut être fixé au sol, système de fixation non fourni. **GB** -The product may be attached to the ground, attachment system not provided. **D** -Das Produkt kann am Boden befestigt werden. Befestigungssystem nicht inbegriffen. **E** -El producto se puede fijar en el suelo, sistema de fijación no incluido. **P** -O produto pode ser fixado no chão. Sistema de fixação não fornecido. **I** -Il prodotto può essere fissato al pavimento. Dispositivi di fissaggio non forniti. **DK** -Produktet kan sættes fast på jorden fastgørelsessystemet medfølger ikke. **S** -Produkten kan fästas på marken fästsystem medföljer inte. **FIN** -Tuote voidaan kiinnittää maahan kiinnitysjärjestelmä ei ole mukana. **N** -Produktet kan festes til bakken festesystem følger ikke med. **H** -A termék rögzíthető a talajhoz, rögzítőrendszer nincs mellékelve. **CZ** -Výrobek lze připevnit k zemi, upevňovací systém není součástí dodávky. **SK** -Výrobok je možné pripievať k zemi, upevňovací systém nie je súčasťou dodávky. **PL** -Produkt można zamocować do podłogi, zestaw nie zawiera systemu mocowania. **BG** -Продуктът може да бъде фиксиран към земята, като системата за фиксиране не е включена. **RO** -Produsul poate fi fixat pe sol, sistemul de fixare nu este inclus. **GR** -Το προϊόν μπορεί να στερεωθεί στο δάπεδο. Το σύστημα στερέωσης δεν παρέχεται. **SI** -Izdelek lahko pritrdite na tla pritrditveni sistem ni priložen. **HRV** -Proizvod se može pričvrstiti na tlo sustav pričvršćivanja u sadržaju isporuke. **TR** -Ürün zemine sabitlenmelidir, sabitleme sistemi ürüne birlikte teslim edilmemektedir. **UA** -Виріб можна прикріпити до землі, система кріплення не входить у комплект. **EST** -Toote võib maapinna külge kinnitada kinnitussüsteem ei ole komplektis. **LT** -Gaminį galima pritvirtinti prie grindų, tvirtinimo sistema kartu netiekiamo. **LV** -Izstrādājumu var piestiprināt pie zemes, piestiprināšanas sistēma komplektā neietilpst.



**AR** -يمكن تثبيت المنتج على الأرض، ونظام التثبيت غير مرفق مع المنتج.

x 8



**F** -Renseignements importants à conserver. ATTENTION! Pour écarter les dangers liés à l'emballage (attaches, film plastique, embout de gonflage, outils d'assemblage,...) enlever tous les éléments qui ne font pas partie du produit. Jouet à monter par un adulte responsable. ATTENTION ! Ne jamais laisser un enfant jouer sans la surveillance d'un adulte. Toute réclamation doit être accompagnée de la preuve d'achat (ticket de caisse). Les pièces doivent être dégrappées par un adulte avec un outil tranchant pour éviter les bords coupants. L'ensemble doit être installé sur un sol plat et horizontal. Ne pas installer sur des sols durs, style béton ou bitume, sinon il convient d'utiliser des surfaces amortissantes comme du sable, des copeaux d'écorce de bois, du caoutchouc et de la mousse. Choisissez un endroit non obstrué (2 mètres au minimum autour du produit) afin que les fonctions du jeu ne soient pas entravées et que la sécurité soit assurée, sans clôtures, garages, maisons, piscine, branches suspendues, canalisations ni câbles électriques. Vérifiez régulièrement l'état du produit au début de chaque session de jeu (assemblage, protection, les pièces en plastique et / ou les pièces électriques). Resserrer ou refixer les éléments de sécurité et les parties principales si nécessaire. Si un défaut est constaté, ne pas utiliser le produit avant qu'il ne soit réparé. Le non-respect des consignes pourrait provoquer une chute, un basculement ou diverses dégradations. Pendant la période hivernale, ne pas donner de choc violent sur le produit au risque de le détériorer. Toute modification réalisée sur le produit d'origine (par exemple, l'ajout d'un accessoire) doit être faite selon les instructions fournies par le distributeur original du produit. Les composants défectueux doivent être remplacés selon les instructions du fabricant. ATTENTION! Réservé à un usage familial. Destiné à une utilisation intérieure ou extérieure. Il est conseillé en cas d'intempéries ou en période hivernale, pour assurer notamment une meilleure tenue des couleurs de rentrer le produit à l'abri. Les dommages suite à un événement climatique (vent fort, tempête, grêle, neige,...) ne sont pas couverts par la garantie du fabricant, merci de contacter votre assureur pour la prise en compte de ce risque. **GB** -Important information to be kept. WARNING! To avoid any hazards related to the packaging (tags, plastic film, inflation nozzle, assembly tools, etc.), remove all of the parts that are not part of the product. Toy to be assembled by a responsible adult. WARNING! Never allow a child to play without adult supervision. Any complaint must be accompanied by the proof of purchase (receipt). The plastic or metal links between parts should be removed by an adult using a cutting tool to avoid sharp edges. The unit must be installed on flat, horizontal ground. Do not install on hard floors, such as concrete or bitumen; otherwise, cushioning surfaces such as sand, wood bark chips, rubber and foam should be used. Choose an area free of any obstacle (2 mts minimum from the product) that do not interfere the playing functions and do not damage the security, such as fences, swimming pool, garages, houses, hanging branches, pipes or electrical wires. Check regularly at the start of each game session the condition of the product (assembly, protection, plastic parts and / or electric parts) Tighten or re-fix the safety elements and the main parts if necessary. If a defect is noted, do not use the product until it has been repaired. The non-respect of instructions could provoke falling, tipping over or various types of deterioration. During the winter period, do not hit the product violently, as this may damage it. Any modification made to the original product (for example, the addition of an accessory) must be made according to the instructions supplied by the original product retailer. Defective parts must be replaced according to the manufacturer's instructions. WARNING! Only for domestic use. Designed for interior or exterior use. It is recommended that you store the product indoors in bad weather or during the winter to ensure that the colours last longer. Damage due to a weather event (strong winds, storms, hail, snow, etc.) are not covered by the manufacturer's warranty. Please contact your insurer to take this risk into account. Do not use the product before it is properly installed. Adult supervision is necessary for children under 4 years of age. **D** -Wichtige Hinweise, die aufzuheben sind. ACHTUNG: Um die mit der Verpackung verbundenen Gefahren (Befestigungen, Plastikfolien, Stützen zum Aufpumpen, Montagewerkzeuge ...) zu vermeiden, alle Elemente, die nicht Teil des Produktes sind, entfernen. Muss von einem verantwortlichen Erwachsenen zusammen gebaut werden. ACHTUNG! Ein Kind niemals ohne Aufsicht eines Erwachsenen spielen lassen. Bei Reklamationen den Kaufnachweis mitschicken (Kassenschein). Die Teile müssen von einem Erwachsenen mit einem Schneidewerkzeug abgetrennt werden, so dass keine scheidenden Kanten entstehen. Die Einheit muss auf ebenem und horizontalem Boden aufgestellt werden. Nicht auf harten Böden, Beton oder Asphalt aufstellen. Zum Aufstellen geeignet sind Untergründe mit stoßdämpfenden Eigenschaften wie Sand, Holzspäne, Gummi und Schaumstoff. Wählen Sie einen nicht blockierten Ort (mindestens 2 m Abstand zum Gerät), an dem die Spielfunktionen nicht eingeschränkt sind und die Sicherheit gewährleistet werden kann, ohne Umzäunung, Garagen, Häuser, Schwimmbekken, überstehende Äste, Kanalisation oder elektrische Leitungen. Überprüfen Sie den Zustand des Produkts (Zusammenbau, Schutzfunktion, Kunststoff- und/oder Elektroteile) ehe damit gespielt wird. Die Sicherheitselemente und Hauptelemente regelmäßig prüfen und nachziehen oder neu befestigen. Wird ein Fehler festgestellt, darf das Produkt erst wieder verwendet werden, wenn es repariert wurde. Die Nichteinhaltung dieser Anweisungen kann zu einem Sturz, einem Umkippen oder verschiedenen Schäden führen. Während des Winters darf das Produkt keinen schweren Schlägen ausgesetzt sein, es könnte beschädigt werden. Veränderungen an dem Original-Produkt (beispielsweise der Anbau von Teilen) dürfen nur entsprechend den Anweisungen des ursprünglichen Anbieters vorgenommen werden. Beschädigte Komponenten müssen gemäß der Anleitungen des Herstellers ausgetauscht werden. ACHTUNG! Nur für den Hausgebrauch. Vorgehen für die Verwendung in Innenräumen oder im Freien. Bei schlechter Witterung und im Winter sollte das Produkt drinnen gelagert werden, um insbesondere ein besseres Halten der Farben zu erlauben. Wetterbedingte Schäden (starker Wind, Sturm, Hagel, Schnee ...) werden nicht von der Herstellergarantie abgedeckt. Wenden Sie sich bitte an Ihre Versicherung, um dieses Risiko zu berücksichtigen. **NL** -Belangrijke inlichtingen die u moet bewaren. WAARSCHUWING! Om alle gevaren verbonden aan de verpakking (klemmen, plastic folie, oppomppopzestuk, montagegereedschap,...) te elimineren, moeten alle onderdelen die geen deel uitmaken van het product worden verwijderd. Het product moet door een verantwoordelijke volwassene gemonteerd worden. WAARSCHUWING! Laat het kind nooit zonder toezicht van een volwassene spelen. Elke klacht moet worden verzeld door het aankoopbewijs (kassabon). De plastic bandjes die de onderdelen onderling vasthouden moeten door een volwassene met een scherp gereedschap verwijderd worden om het ontstaan van scherpe randen te voorkomen. Het geheel moet worden geïnstalleerd op een vlakke en horizontale ondergrond. Niet installeren op een harde vloer, zoals beton of asfalt. Gebruik in plaats daarvan een schokabsorberende ondergrond zoals zand, boomschors, rubber of schuim. Kies een vrije ruimte (minimum 2 meter rond het product) zodat het spelen niet wordt belemmerd en de veiligheid wordt gewaarborgd, zonder omheiningen, garages, huizen, zwembaden, overhangende takken, leidingen en elektrische kabels. Alvorens te spelen, controleer de staat van het product (montage, beveiligingen, plastic en/of elektrische onderdelen). Zonodig de veiligheidselementen opnieuw aandraaien of vastzetten evenals de hoofdonderdelen. Indien er een gebrek wordt geconstateerd, het product repareren en vervolgens gebruiken. Het niet in acht nemen van de aanwijzingen kan leiden tot vallen, kantelen, of andere beschadigingen. Gedurende de winter, het product behoeden voor stevige schokken waardoor het product zou kunnen beschadigen. Elke aanpassing die op het origineel product wordt uitgevoerd (bijv. het aanbrengen van een accessoire) moet gebeuren volgens de aanwijzingen die met het origineel product zijn meegeleverd. Vervang defecte onderdelen volgens de instructies van de fabrikant. WAARSCHUWING! Uitsluitend voor huishoudelijk gebruik. Beoield voor gebruik binnenshuis of buitenshuis. Bij slecht weer en in de wintermaanden is het aangeraden, met



