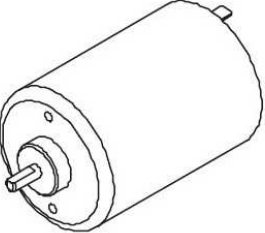
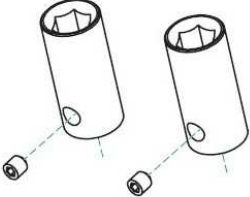
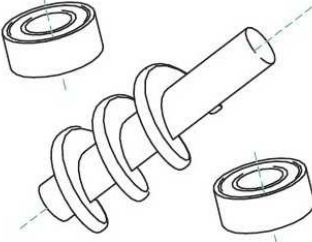
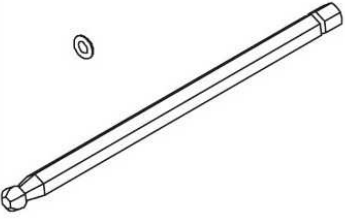
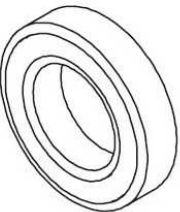

		
<p>905025 EMS Gehäuse starter housing cover</p>		<p>905027 Hauptzahnrad Set 16 Z 12 mm und 14,2 mm; Main Gear Ste 16 T 12 mm and 14.2 mm</p>	
			
<p>905028 Motor motor</p>	<p>905023 Mitnehmer (2 St.) Joint (2 pcs)</p>	<p>905026 Antriebszahnrad mit 2 Kugellagern pinion gear with 2 ball bearings</p>	<p>905024 Startwelle (l=150 mm) shaft</p>
			
<p>205346 Kugellager 8x16x5 ball bearing</p>	<p>905049 Hauptzahnradstopper Main Gear Stopper</p>		