

U.S. TANK CREW

1/35 MILITARY MINIATURE SERIES



This kit has two sprues or mouldings which contain four figures A,B,C & D, their parts marked A1,A2 etc., small arms and two bases for the standing figures.

The parts should be removed from the sprue as needed with a sharp modelling knife. Cut off the excess plastic (which is used in the moulding process) and clean-up the resulting rough area using fine sandpaper.

Assemble the parts together as shown in the diagrams.

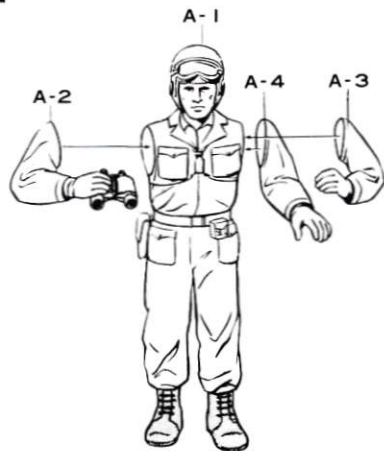
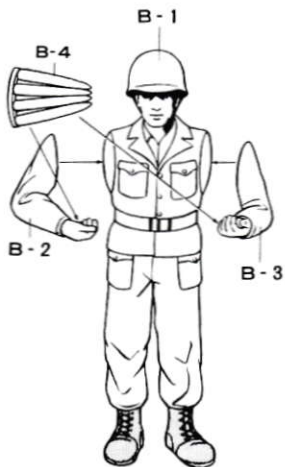
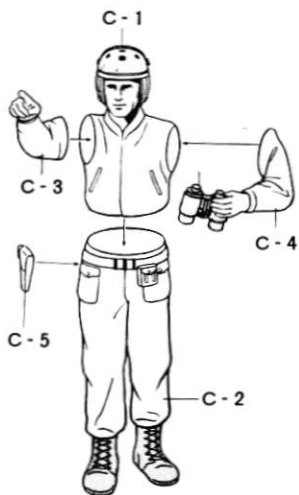
The accessories should be painted before they are attached to the figures. After final painting mount onto bases.

The pictures on the box give a good idea of how to paint your figures. Accessories such as spare helmets etc., can be used in making an attractive diorama.

1/35th Scale Military Miniature Series

※Some items may be discontinued and no longer available.

<p>U.S. Infantry 35013</p>	<p>U.S. Infantry W. European Theater 35048</p>	<p>U.S. Gun & Mortar Team 35086</p>	<p>U.S. Combat Group 35080</p>
<p>U.S. Military Police 35084</p>	<p>U.S. Light Tank M5A 1 35097</p>	<p>U.S. Tank M3 Stuart 35042</p>	
<p>U.S. Tank M3 Lee 35039</p>	<p>U.S. Motor Carriage M16 35081</p>	<p>U.S. Mortar Carrier M21 35083</p>	<p>U.S. M3A2 Personnel Carrier 35070</p>
<p>U.S. Tank M41 Walker Bulldog 35055</p>	<p>U.S. A.P.C. M113 35040</p>	<p>U.S. Command Figure Set 35079</p>	<p>U.S. M577 Command Post 35071</p>

A**B****C****D**